




4801 m.

MOTUL GRAND PRIX OF JAPAN

Race

Classification after 24 laps = 115.224 km

29

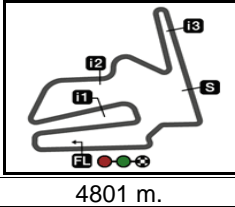
Pos		Rider	Nation	Team	Motorcycle	Total Time	Km/h	Gap
1	25	1 Francesco BAGNAIA	ITA	Ducati Lenovo Team	DUCATI	42'09.790	163.9	
2	20	89 Jorge MARTIN	SPA	Prima Pramac Racing	DUCATI	42'10.979	163.8	1.189
3	16	93 Marc MARQUEZ	SPA	Gresini Racing MotoGP	DUCATI	42'13.612	163.7	3.822
4	13	23 Enea BASTIANINI	ITA	Ducati Lenovo Team	DUCATI	42'14.148	163.6	4.358
5	11	21 Franco MORBIDELLI	ITA	Prima Pramac Racing	DUCATI	42'27.730	162.8	17.940
6	10	33 Brad BINDER	RSA	Red Bull KTM Factory Racing	KTM	42'28.292	162.7	18.502
7	9	72 Marco BEZZECCHI	ITA	Pertamina Enduro VR46 Racing T	DUCATI	42'29.161	162.7	19.371
8	8	49 Fabio DI GIANNANTONIO	ITA	Pertamina Enduro VR46 Racing T	DUCATI	42'29.989	162.6	20.199
9	7	41 Aleix ESPARGARO	SPA	Aprilia Racing	APRILIA	42'40.232	162.0	30.442
10	6	43 Jack MILLER	AUS	Red Bull KTM Factory Racing	KTM	42'40.974	161.9	31.184
11	5	5 Johann ZARCO	FRA	CASTROL Honda LCR	HONDA	42'41.357	161.9	31.567
12	4	20 Fabio QUARTARARO	FRA	Monster Energy Yamaha MotoGP	YAMAHA	42'42.089	161.9	32.299
13	3	30 Takaaki NAKAGAMI	JPN	IDEMITSU Honda LCR	HONDA	42'42.793	161.8	33.003
14	2	10 Luca MARINI	ITA	Repsol Honda Team	HONDA	42'45.764	161.6	35.974
15	1	25 Raul FERNANDEZ	SPA	Trackhouse Racing	APRILIA	42'49.111	161.4	39.321
16		42 Alex RINS	SPA	Monster Energy Yamaha MotoGP	YAMAHA	42'50.629	161.3	40.839
17		87 Remy GARDNER	AUS	Yamaha Factory Racing Team	YAMAHA	43'09.337	160.1	59.547
Not classified								
		31 Pedro ACOSTA	SPA	Red Bull GASGAS Tech3	KTM	23'15.798	148.5	12 laps
		12 Maverick VIÑALES	SPA	Aprilia Racing	APRILIA	19'33.809	161.9	13 laps
		37 Augusto FERNANDEZ	SPA	Red Bull GASGAS Tech3	KTM	10'46.773	160.3	18 laps
		32 Lorenzo SAVADORI	ITA	Trackhouse Racing	APRILIA	1'58.511	145.8	23 laps
Not finished first lap								
		73 Alex MARQUEZ	SPA	Gresini Racing MotoGP	DUCATI			
		36 Joan MIR	SPA	Repsol Honda Team	HONDA			

The results are provisional until the end of the limit for protest and appeals.

Time limit for protest expires 60' after publication of the results - Time:

These data/results cannot be reproduced, stored and/or transmitted in whole or in part by any manner of electronic, mechanical, photocopying, recording, broadcasting or otherwise now known or herein after developed without the previous express consent by the copyright owner, except for reproduction in daily press and regular printed publications on sale to the public within 60 days of the event related to those data/results and always provided that copyright symbol appears together as follows below.


© DORNA, 2024



MOTUL GRAND PRIX OF JAPAN
Race

Classification after 24 laps = 115.224 km

29

Pos	 Rider	Nation	Team	Motorcycle	Total Time	Km/h	Gap
-----	---	--------	------	------------	------------	------	-----

Race condition: Dry
Air: 21°
Humidity: 91%
Ground: 26°

Pole Position:		Pedro ACOSTA	1'43.018	167.7 Km/h
Fastest Lap (New record):	Lap 5	Jorge MARTIN	1'44.461	165.4 Km/h
Best Race Lap:	2022	Jack MILLER	1'45.198	164.2 Km/h
All-Time Lap Record:	2024	Pedro ACOSTA	1'43.018	167.7 Km/h

13:35'00

13:39'44

13:59'45

14:02'19

14:04'04

14:04'07 Alex MARQUEZ

14:04'12 Joan MIR

14:06'02 Lorenzo SAVADORI

14:07'41 Pedro ACOSTA

14:09'17 Pedro ACOSTA

14:13'48 Augusto FERNANDEZ

14:18'32

14:22'35 Maverick VIÑALES

14:27'15 Pedro ACOSTA

14:40'33 Aleix ESPARGARO

14:44'19 Fabio DI GIANNANTONIO

14:44'57 Brad BINDER

SIGHTING LAP START

All bikes on grid

WARM UP LAP START

RACE START

No jump starts

crashed out - Rider OK

crashed out - Rider OK

entered pits and retired

crashed out - Rider OK

re-joined race

crashed out - Rider OK

White flag displayed

crashed out - Rider OK

entered pits and retired

track limits warning

track limits warning

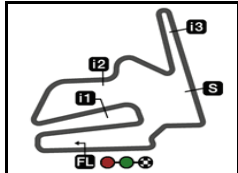
track limits warning

The results are provisional until the end of the limit for protest and appeals.

Time limit for protest expires 60' after publication of the results - Time:

These data/results cannot be reproduced, stored and/or transmitted in whole or in part by any manner of electronic, mechanical, photocopying, recording, broadcasting or otherwise now known or herein after developed without the previous express consent by the copyright owner, except for reproduction in daily press and regular printed publications on sale to the public within 60 days of the event related to those data/results and always provided that copyright symbol appears together as follows below.

© DORNA, 2024



4801 m.

MOTUL GRAND PRIX OF JAPAN

MotoGP™

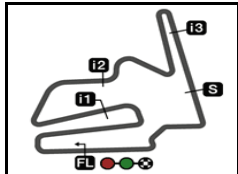
World Championship Classification

30

Rider	Points	Leader	Prev	QAT	POR	AME	SPA	FRA	CAT	ITA	NED	GER	GBR	AUT	ARA	RSM	EMI	INA	JPN	AUS	THA	MAL	VAL	
1 MARTIN Jorge [SPA]	392			28 12 16	32 7 25	20 7 13	12 12 -	37 12 25	26 6 20	16 - 16	29 9 20	12 12 -	29 9 20	29 9 20	29 9 20	13 12 1	29 9 20	25 0 25	26 6 20					
2 BAGNAIA Francesco [ITA]	382	10	10	31 6 25	6 6 -	13 2 11	25 - 25	16 - 16	25 - 25	37 12 25	37 12 25	32 7 25	16 - 16	37 12 25	1 1 -	29 9 20	12 12 -	28 12 16	37 12 25					
3 BASTIANINI Enea [ITA]	313	79	69	15 4 11	24 4 20	20 4 16	11 - 11	19 6 13	5 5 0	20 - 20	22 6 16	19 6 13	37 12 25	22 6 16	14 3 11	22 6 16	32 7 25	9 9 -	22 9 13					
4 MARQUEZ Marc [SPA]	311	81	2	18 5 13	9 9 0	9 9 -	24 4 20	29 9 20	25 9 16	22 9 13	6 - 6	24 4 20	13 - 13	13 - 13	37 12 25	30 5 25	22 6 16	7 7 -	23 7 16					
5 BINDER Brad [RSA]	183	209	128	29 9 20	13 - 13	7 0 7	10 - 10	8 0 8	8 - 8	10 4 6	14 4 10	9 2 7	6 6 -	14 3 11	17 4 13	16 3 13	4 4 0	8 0 8	10 - 10					
6 ACOSTA Pedro [SPA]	181	211	2	9 2 7	19 3 16	26 6 20	15 9 6	4 4 -	10 7 3	18 7 11	0 0 -	9 0 9	12 5 7	3 0 3	23 7 16	4 4 0	5 5 -	24 4 20	-					
7 VIÑALES Maverick [SPA]	163	229	18	7 1 6	12 12 -	37 12 25	7 - 7	18 7 11	6 2 4	13 5 8	18 7 11	7 3 4	5 2 3	9 0 9	0 0 -	0 0 0	10 0 10	13 3 10	1 1					
8 MORBIDELLI Franco [ITA]	136	256	27	0 0 0	0 0 0	0 0 -	6 6 -	9 0 9	0 0 -	16 6 10	8 1 7	16 5 11	6 - 6	12 4 8	10 - 10	7 7 -	12 1 11	18 5 13	16 5 11					
9 BEZZECCHI Marco [ITA]	134	258	2	2 0 2	10 0 10	8 0 8	16 - 16	- - -	6 1 5	3 0 3	0 0 -	8 0 8	8 - 8	12 2 10	9 0 9	11 - 11	15 2 13	17 6 11	9 0 9					
10 DI GIANNANTONIO Fabio [ITA]	134	258	0	9 - 9	6 - 6	10 - 10	9 0 9	13 3 10	15 4 11	12 3 9	18 5 13	0 0 -	12 1 11	- - -	8 0 8	7 - 7	2 0 2	1 1 -	12 4 8					
11 ESPARGARO Aleix [SPA]	134	258	0	15 7 8	10 2 8	14 5 9	- - -	12 5 7	25 12 13	6 1 5	- - -	- - -	17 7 10	14 7 7	6 - 6	0 0 -	8 0 8	0 0 -	7 - 7					
12 MARQUEZ Alex [SPA]	124	268	10	13 3 10	0 0 -	1 0 1	13 - 13	6 0 6	9 0 9	9 2 7	11 2 9	17 1 16	13 4 9	6 0 6	6 6 -	10 0 10	7 0 7	0 0 -	3 - 3					

These data/results cannot be reproduced, stored and/or transmitted in whole or in part by any manner of electronic, mechanical, photocopying, recording, broadcasting or otherwise now known or herein after developed without the previous express consent by the copyright owner, except for reproduction in daily press and regular printed publications on sale to the public within 60 days of the event related to those data/results and always provided that copyright symbol appears together as follows below.
© DORNA, 2024





MOTUL GRAND PRIX OF JAPAN

30

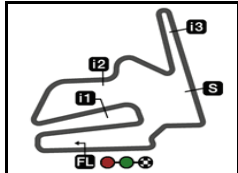
4801 m.

World Championship Classification

Rider	Points	Leader	Prev	QAT	POR	AME	SPA	FRA	CAT	ITA	NED	GER	GBR	AUT	ARA	RSM	EMI	INA	JPN	AUS	THA	MAL	VAL	
13 QUARTARARO Fabio [FRA]	86	306	38	5 0 5	10 1 9	4 0 4	6 5 1	0 0 -	7 0 7	0 - 0	7 3 4	5 0 5	5 0 5	0 0 0	2 2 -	10 1 9	12 3 9	9 0 9	4 0 4					
14 OLIVEIRA Miguel [POR]	71	321	15	1 0 1	7 0 7	5 0 5	10 2 8	0 0 -	6 - 6	2 - 2	1 0 1	19 9 10	0 0 -	4 0 4	5 5 -	5 0 5	6 0 6	- - -	- - -					
15 MILLER Jack [AUS]	66	326	5	0 0 0	16 5 11	6 3 3	0 0 -	2 2 -	3 3 -	0 0 0	5 0 5	3 0 3	7 3 4	5 5 0	1 0 1	10 2 8	0 0 0	0 0 -	8 2 6					
16 FERNANDEZ Raul [SPA]	56	336	10	0 0 -	0 0 -	7 1 6	5 0 5	6 1 5	10 - 10	4 0 4	8 0 8	6 0 6	0 0 -	0 0 -	0 0 0	0 0 0	3 0 3	6 0 6	1 0 1					
17 ZARCO Johann [FRA]	36	356	20	4 0 4	1 - 1	- - -	0 0 -	4 0 4	0 - 0	0 0 0	3 0 3	0 0 0	2 0 2	0 0 0	3 - 3	4 0 4	1 0 1	9 2 7	5 0 5					
18 NAKAGAMI Takaaki [JPN]	28	364	8	0 0 0	2 0 2	- - -	2 0 2	2 0 2	2 0 2	0 0 -	0 0 0	2 0 2	1 0 1	2 0 2	5 0 5	3 0 3	0 0 0	4 0 4	3 - 3					
19 RINS Alex [SPA]	20	372	8	0 0 0	3 - 3	0 0 -	3 0 3	1 - 1	0 0 0	1 0 1	0 0 -	- - -	- - -	0 - 0	7 0 7	0 0 0	- - -	5 0 5	0 0 0					
20 MIR Joan [SPA]	20	372	0	3 0 3	4 0 4	- - -	5 1 4	- - -	1 0 1	- - -	0 0 -	0 0 0	0 0 -	0 0 0	2 0 2	- - -	5 0 5	- - -	- - -					
21 FERNANDEZ Augusto [SPA]	20	372	0	0 0 0	5 0 5	2 - 2	3 3 -	3 0 3	0 0 -	0 0 -	2 0 2	0 0 0	0 0 0	1 - 1	4 0 4	0 0 -	0 0 0	- - -	0 0 -					
22 ESPARGARO Pol [SPA]	12	380	8	- - -	- - -	- - -	- - -	- - -	- - -	0 0 0	- - -	- - -	- - -	6 1 5	- - -	6 0 6	- - -	- - -	- - -					
23 MARINI Luca [ITA]	7	385	5	0 0 0	0 0 0	0 0 0	0 - 0	0 0 0	0 0 0	0 0 0	0 - 0	1 0 1	0 0 0	0 0 -	0 0 0	0 0 -	4 0 4	0 0 -	2 0 2					
24 PEDROSA Daniel [SPA]	7	385	0	- - -	- - -	- - -	7 7 -	- - -	- - -	- - -	- - -	- - -	- - -	- - -	- - -	- - -	- - -	- - -	- - -					

These data/results cannot be reproduced, stored and/or transmitted in whole or in part by any manner of electronic, mechanical, photocopying, recording, broadcasting or otherwise now known or herein after developed without the previous express consent by the copyright owner, except for reproduction in daily press and regular printed publications on sale to the public within 60 days of the event related to those data/results and always provided that copyright symbol appears together as follows below.
© DORNA, 2024





4801 m.

MOTUL GRAND PRIX OF JAPAN

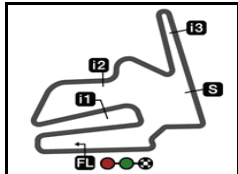
MotoGP™

World Championship Classification

30

Rider	Points	Leader	Prev	QAT	POR	AME	SPA	FRA	CAT	ITA	NED	GER	GBR	AUT	ARA	RSM	EMI	INA	JPN	AUS	THA	MAL	VAL	
25 BRADL Stefan [GER]	2	390	5	-	-	-	0	-	0	-	-	0	-	0	-	2	-	-	-					
26 GARDNER Remy [AUS]	0	392	2	-	-	-	-	-	-	-	-	0	0	-	-	-	-	-	0					
27 SAVADORI Lorenzo [ITA]	0	392	0	-	-	-	0	-	-	0	-	-	-	0	-	-	-	-	0					

These data/results cannot be reproduced, stored and/or transmitted in whole or in part by any manner of electronic, mechanical, photocopying, recording, broadcasting or otherwise now known or herein after developed without the previous express consent by the copyright owner, except for reproduction in daily press and regular printed publications on sale to the public within 60 days of the event related to those data/results and always provided that copyright symbol appears together as follows below.
© DORNA, 2024



4801 m.

MOTUL GRAND PRIX OF JAPAN

MotoGP™

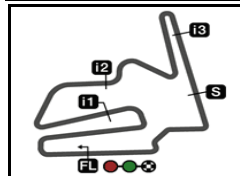
World Championship Classification

30

Constructor	Points	Leader	Previous	QAT	POR	AME	SPA	FRA	CAT	ITA	NED	GER	GBR	AUT	ARA	RSM	EMI	INA	JPN	AUS	THA	MAL	VAL	
1 DUCATI	574			37	34	25	37	37	34	37	37	37	37	37	37	37	37	37	37	37				
2 KTM	275	299	299	29	21	26	19	12	15	18	14	11	13	16	23	17	5	24	12					
3 APRILIA	255	319	20	15	20	37	10	18	25	13	18	19	17	16	11	5	10	13	8					
4 YAMAHA	97	477	158	5	10	4	8	1	7	1	7	5	5	-	9	10	12	9	4					
5 HONDA	56	518	41	4	4	-	5	4	2	-	3	2	2	2	5	4	5	9	5					

Team	Points	Leader	Previous	QAT	POR	AME	SPA	FRA	CAT	ITA	NED	GER	GBR	AUT	ARA	RSM	EMI	INA	JPN	AUS	THA	MAL	VAL	
1 DUCATI LENOVO TEAM	695			46	30	33	36	35	30	57	59	51	53	59	15	51	44	37	59					
2 PRIMA PRAMAC RACING	528	167	167	28	32	20	18	46	26	32	37	28	35	41	39	20	41	43	42					
3 GRESINI RACING MOTOGP	435	260	93	31	9	10	37	35	34	31	17	41	26	19	43	40	29	7	26					
4 APRILIA RACING	297	398	138	22	22	51	7	30	31	19	18	7	22	23	6	-	18	13	8					
5 PERTAMINA ENDURO VR46 RACING TE	268	427	29	11	16	18	25	13	21	15	18	8	20	12	17	18	17	18	21					
6 RED BULL KTM FACTORY RACING	249	446	19	29	29	13	10	10	11	10	19	12	13	19	18	26	4	8	18					
7 RED BULL GASGAS TECH3	201	494	48	9	24	28	18	7	10	18	2	9	12	4	27	4	5	24	-					
8 TRACKHOUSE RACING	127	568	74	1	7	12	15	6	16	6	9	25	-	4	5	5	9	6	1					
9 MONSTER ENERGY YAMAHA MOTOGP	106	589	21	5	13	4	9	1	7	1	7	5	5	-	9	10	12	14	4					
10 LCR HONDA	64	631	42	4	3	-	2	6	2	-	3	2	3	2	8	7	1	13	8					
11 REPSOL HONDA TEAM	27	668	37	3	4	-	5	-	1	-	-	1	-	-	2	-	9	-	2					

These data/results cannot be reproduced, stored and/or transmitted in whole or in part by any manner of electronic, mechanical, photocopying, recording, broadcasting or otherwise now known or herein after developed without the previous express consent by the copyright owner, except for reproduction in daily press and regular printed publications on sale to the public within 60 days of the event related to those data/results and always provided that copyright symbol appears together as follows below.
© DORNA, 2024



MOTUL GRAND PRIX OF JAPAN
Race
Lap Chart

31

Pos	1	2	3	4	5	6	7	8	9	10	11	12	13	14	15	16	17	18	19	20	21	22	23
Grid	31	1	12	23	33	21	49	72	93	73	89	20	25	43	41	5	36	37	42	10	30	32	87



	1	1	31	33	89	43	93	23	21	12	41	20	72	5	49	25	37	30	42	10	87	32	
	2	1	31	33	89	43	93	23	21	41	12	72	20	5	49	25	37	30	42	10	87		
	3	1	89	33	93	43	23	21	41	72	12	20	49	5	25	37	30	42	10	87	31		
	4	1	89	33	93	23	43	21	41	72	12	49	20	5	25	37	30	42	10	87	31		
	5	1	89	93	33	23	43	21	72	41	12	49	20	5	25	37	30	42	10	87	31		
	6	1	89	93	33	23	43	21	72	41	49	12	20	5	25	37	30	42	10	87	31		
	7	1	89	93	33	23	43	21	72	41	49	12	20	5	25	30	42	10	87	31			
	8	1	89	93	33	23	21	43	72	41	49	12	20	5	25	30	42	10	87	31			
	9	1	89	93	33	23	21	72	43	41	49	12	20	5	25	30	42	10	87	31			
	10	1	89	93	23	33	21	72	43	49	41	12	20	5	25	30	42	10	87	31			
L	11	1	89	93	23	33	21	72	43	49	41	12	20	5	25	30	42	10	87	31			
a	12	1	89	93	23	33	21	72	49	43	41	20	5	25	30	42	10	87	31				
p	13	1	89	93	23	33	21	72	49	43	41	20	5	25	30	42	10	87					
s	14	1	89	93	23	33	21	72	49	43	41	20	5	25	30	42	10	87					
	15	1	89	93	23	33	21	72	49	43	41	20	5	25	30	42	10	87					
	16	1	89	93	23	33	21	72	49	43	41	20	5	30	25	10	42	87					
	17	1	89	93	23	33	21	72	49	43	41	20	5	30	25	10	42	87					
	18	1	89	93	23	33	21	72	49	43	41	20	5	30	25	10	42	87					
	19	1	89	93	23	33	21	72	49	43	41	20	5	30	25	10	42	87					
	20	1	89	93	23	33	21	72	49	41	43	20	5	30	25	10	42	87					
	21	1	89	93	23	33	21	72	49	41	43	20	5	30	10	25	42	87					
	22	1	89	93	23	21	33	72	49	41	43	20	5	30	10	25	42	87					
	23	1	89	93	23	21	33	72	49	41	43	20	5	30	10	25	42	87					
	24	1	89	93	23	21	33	72	49	41	43	5	20	30	10	25	42	87					

Winner Lapped rider

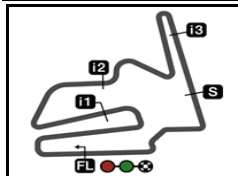
These data/results cannot be reproduced, stored and/or transmitted in whole or in part by any manner of electronic, mechanical, photocopying, recording, broadcasting or otherwise now known or herein after developed without the previous express consent by the copyright owner, except for reproduction in daily press and regular printed publications on sale to the public within 60 days of the event related to those data/results and always provided that copyright symbol appears together as follows below.

© DORNA, 2024

Official MotoGP Timing by **TISSOT**
 www.motogp.com



Motegi, Sunday, October 06, 2024




4801 m.

MOTUL GRAND PRIX OF JAPAN

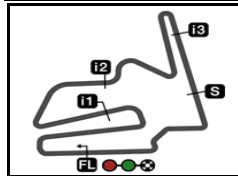
Race

Fastest Lap of Each Rider

32

	Rider	Nation	Team	Motorcycle	Time	Lap	Total	Gap
1	89 Jorge MARTIN	SPA	Prima Pramac Racing	DUCATI	1'44.461	5	24	
2	1 Francesco BAGNAIA	ITA	Ducati Lenovo Team	DUCATI	1'44.519	4	24	0.058 0.058
3	23 Enea BASTIANINI	ITA	Ducati Lenovo Team	DUCATI	1'44.707	5	24	0.246 0.188
4	31 Pedro ACOSTA	SPA	Red Bull GASGAS Tech3	KTM	1'44.850	2	12	0.389 0.143
5	93 Marc MARQUEZ	SPA	Gresini Racing MotoGP	DUCATI	1'44.860	4	24	0.399 0.010
6	33 Brad BINDER	RSA	Red Bull KTM Factory Racing	KTM	1'45.037	2	24	0.576 0.177
7	72 Marco BEZZECCHI	ITA	Pertamina Enduro VR46 Racing Tea	DUCATI	1'45.081	3	24	0.620 0.044
8	49 Fabio DI GIANNANTONIO	ITA	Pertamina Enduro VR46 Racing Tea	DUCATI	1'45.172	4	24	0.711 0.091
9	43 Jack MILLER	AUS	Red Bull KTM Factory Racing	KTM	1'45.208	2	24	0.747 0.036
10	12 Maverick VIÑALES	SPA	Aprilia Racing	APRILIA	1'45.376	4	11	0.915 0.168
11	21 Franco MORBIDELLI	ITA	Prima Pramac Racing	DUCATI	1'45.406	15	24	0.945 0.030
12	41 Aleix ESPARGARO	SPA	Aprilia Racing	APRILIA	1'45.568	3	24	1.107 0.162
13	5 Johann ZARCO	FRA	CASTROL Honda LCR	HONDA	1'45.701	5	24	1.240 0.133
14	20 Fabio QUARTARARO	FRA	Monster Energy Yamaha MotoGP T	YAMAHA	1'45.710	3	24	1.249 0.009
15	25 Raul FERNANDEZ	SPA	Trackhouse Racing	APRILIA	1'45.814	5	24	1.353 0.104
16	37 Augusto FERNANDEZ	SPA	Red Bull GASGAS Tech3	KTM	1'45.908	4	6	1.447 0.094
17	30 Takaaki NAKAGAMI	JPN	IDEMITSU Honda LCR	HONDA	1'45.918	5	24	1.457 0.010
18	42 Alex RINS	SPA	Monster Energy Yamaha MotoGP T	YAMAHA	1'45.940	6	24	1.479 0.022
19	10 Luca MARINI	ITA	Repsol Honda Team	HONDA	1'46.195	13	24	1.734 0.255
20	87 Remy GARDNER	AUS	Yamaha Factory Racing Team	YAMAHA	1'47.044	17	24	2.583 0.849

These data/results cannot be reproduced, stored and/or transmitted in whole or in part by any manner of electronic, mechanical, photocopying, recording, broadcasting or otherwise now known or herein after developed without the previous express consent by the copyright owner, except for reproduction in daily press and regular printed publications on sale to the public within 60 days of the event related to those data/results and always provided that copyright symbol appears together as follows below.
© DORNA, 2024



4801 m.

MOTUL GRAND PRIX OF JAPAN

After the Race

Event Best Maximum Speed

33



Rider	Nation Team	Motorcycle	Km/h	
31 Pedro ACOSTA	SPA Red Bull GASGAS Tech3	KTM	319.5	Free Practice Nr. 2
33 Brad BINDER	RSA Red Bull KTM Factory Racing	KTM	319.5	Qualifying Nr. 2
89 Jorge MARTIN	SPA Prima Pramac Racing	DUCATI	318.5	Free Practice Nr. 2
1 Francesco BAGNAIA	ITA Ducati Lenovo Team	DUCATI	318.5	Free Practice Nr. 2
12 Maverick VIÑALES	SPA Aprilia Racing	APRILIA	317.6	Tissot Sprint
72 Marco BEZZECCHI	ITA Pertamina Enduro VR46 Racing T	DUCATI	317.6	Tissot Sprint
21 Franco MORBIDELLI	ITA Prima Pramac Racing	DUCATI	317.6	Tissot Sprint
23 Enea BASTIANINI	ITA Ducati Lenovo Team	DUCATI	316.7	Qualifying Nr. 2
41 Aleix ESPARGARO	SPA Aprilia Racing	APRILIA	316.7	Tissot Sprint
93 Marc MARQUEZ	SPA Gresini Racing MotoGP	DUCATI	315.7	Qualifying Nr. 2
49 Fabio DI GIANNANTONIO	ITA Pertamina Enduro VR46 Racing T	DUCATI	315.7	Tissot Sprint
73 Alex MARQUEZ	SPA Gresini Racing MotoGP	DUCATI	315.7	Tissot Sprint
43 Jack MILLER	AUS Red Bull KTM Factory Racing	KTM	315.7	Tissot Sprint
25 Raul FERNANDEZ	SPA Trackhouse Racing	APRILIA	313.9	Tissot Sprint
10 Luca MARINI	ITA Repsol Honda Team	HONDA	313.9	Race
87 Remy GARDNER	AUS Yamaha Factory Racing Team	YAMAHA	313.9	Free Practice Nr. 2
32 Lorenzo SAVADORI	ITA Trackhouse Racing	APRILIA	313.0	Qualifying Nr. 1
37 Augusto FERNANDEZ	SPA Red Bull GASGAS Tech3	KTM	313.0	Warm Up
42 Alex RINS	SPA Monster Energy Yamaha MotoGP	YAMAHA	313.0	Tissot Sprint
5 Johann ZARCO	FRA CASTROL Honda LCR	HONDA	313.0	Tissot Sprint
36 Joan MIR	SPA Repsol Honda Team	HONDA	313.0	Qualifying Nr. 1
20 Fabio QUARTARARO	FRA Monster Energy Yamaha MotoGP	YAMAHA	312.1	Qualifying Nr. 2
30 Takaaki NAKAGAMI	JPN IDEMITSU Honda LCR	HONDA	311.2	Tissot Sprint

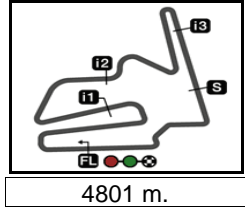
These data/results cannot be reproduced, stored and/or transmitted in whole or in part by any manner of electronic, mechanical, photocopying, recording, broadcasting or otherwise now known or herein after developed without the previous express consent by the copyright owner, except for reproduction in daily press and regular printed publications on sale to the public within 60 days of the event related to those data/results and always provided that copyright symbol appears together as follows below.

© DORNA, 2024

Official MotoGP Timing by TISSOT
www.motogp.com



Motegi, Sunday, October 06, 2024



MOTUL GRAND PRIX OF JAPAN
Race

Chronological Analysis of Performances

34

* Lap / Sector time cancelled T1 Time from finish line to 1st intermediate T3 Time from 2nd intermed. to 3rd intermed.
P Crossing the finish line in pit lane T2 Time from 1st intermed. to 2nd intermed. T4 Time from 3rd intermediate to finish line
**Tyre data subject to further updates

Lap	Lap Time	T1	T2	T3	T4	Speed	Lap	Lap Time	T1	T2	T3	T4	Speed
1st	1	Francesco BAGNAIA DUCATI ITA					11	1'45.024	27.172	20.304	29.211	28.337	312.1
		Ducati Lenovo Team					12	1'45.094	27.139	20.301	29.206	28.448	310.3
		Runs=1	Total laps=24	Full laps=23	Valid laps=23		13	1'45.167	27.203	20.331	29.186	28.447	310.3
	Run # 1	<i>Front Tyre</i>	<i>Slick-Hard</i>	<i>Rear Tyre</i>	<i>Slick-Medium</i>		14	1'45.109	27.191	20.342	29.203	28.373	312.1
		New Tyre		New Tyre			15	1'45.332	27.242	20.410	29.272	28.408	313.0
1	1'51.213	32.996	20.452	29.210	28.555	311.2	16	1'45.359	27.160	20.460	29.199	28.540	313.0
2	1'44.819	27.271	20.292	28.917	28.339	311.2	17	1'45.627	27.208	20.550	29.368	28.501	312.1
3	1'44.624	27.023	20.274	29.029	28.298	310.3	18	1'45.424	27.256	20.429	29.249	28.490	311.2
4	1'44.519	26.985	20.236	28.953	28.345	310.3	19	1'45.397 *	27.178	20.369	29.300*	28.550	312.1
5	1'44.832	27.006	20.249	29.080	28.497	311.2	20	1'45.351	27.230	20.362	29.241	28.518	312.1
6	1'44.809	26.970	20.226	29.094	28.519	311.2	21	1'45.091	27.234	20.382	29.175	28.300	312.1
7	1'44.846	27.083	20.263	29.088	28.412	309.4	22	1'45.473	27.159	20.379	29.366	28.569	313.0
8	1'44.919	27.038	20.305	29.128	28.448	309.4	23	1'46.166	27.346	20.702	29.526	28.592	313.9
9	1'45.009	27.150	20.310	29.159	28.390	310.3	24	1'46.163	27.477	20.590	29.382	28.714	312.1
10	1'44.891	27.142	20.295	29.049	28.405	310.3							
11	1'44.832	27.074	20.254	29.153	28.351	309.4	3rd	93	Marc MARQUEZ DUCATI SPA				
12	1'44.916	27.085	20.304	29.092	28.435	311.2			Gresini Racing MotoGP				
13	1'44.911	27.156	20.236	29.102	28.417	310.3			Runs=1	Total laps=24	Full laps=23	Valid laps=21	
14	1'45.031	27.147	20.334	29.166	28.384	310.3		Run # 1	<i>Front Tyre</i>	<i>Slick-Hard</i>	<i>Rear Tyre</i>	<i>Slick-Medium</i>	
15	1'45.191	27.210	20.333	29.197	28.451	310.3			New Tyre		New Tyre		
16	1'45.274	27.194	20.329	29.322	28.429	311.2	1	1'52.396	33.610	20.486	29.554	28.746	308.5
17	1'45.436	27.183	20.409	29.349	28.495	311.2	2	1'45.222	27.295	20.360	29.220	28.347	312.1
18	1'45.686	27.251	20.540	29.377	28.518	312.1	3	1'44.994	27.195	20.361	29.119	28.319	312.1
19	1'45.655	27.253	20.440	29.375	28.587	311.2	4	1'44.860	27.118	20.376	29.124	28.242	313.0
20	1'45.534	27.175	20.349	29.329	28.681	312.1	5	1'44.952	27.073	20.458	29.074	28.347	309.4
21	1'45.309	27.279	20.443	29.233	28.354	312.1	6	1'45.092	27.174	20.491	29.107	28.320	309.4
22	1'45.336	27.182	20.383	29.335	28.436	312.1	7	1'44.964	27.108	20.345	29.190	28.321	310.3
23	1'45.539	27.211	20.426	29.289	28.613	313.0	8	1'45.005	27.135	20.483	29.054	28.333	308.5
24	1'46.659	27.562	20.722	29.594	28.781	312.1	9	1'45.190	27.121	20.580	29.203	28.286	308.5
							10	1'45.206	27.174	20.491	29.194	28.347	309.4
							11	1'45.222	27.218	20.464	29.133	28.407	309.4
2nd	89	Jorge MARTIN DUCATI SPA					12	1'45.115	27.125	20.478	29.149	28.363	308.5
		Prima Pramac Racing					13	1'45.435	27.295	20.494	29.318	28.328	310.3
		Runs=1	Total laps=24	Full laps=23	Valid laps=21		14	1'46.339	28.059	20.623	29.244	28.413	307.6
	Run # 1	<i>Front Tyre</i>	<i>Slick-Hard</i>	<i>Rear Tyre</i>	<i>Slick-Medium</i>		15	1'45.399	27.260	20.507	29.182	28.450	307.6
		New Tyre		New Tyre			16	1'45.203	27.214	20.437	29.149	28.403	308.5
1	1'51.995	33.717	20.552	29.250	28.476	313.0	17	1'45.369	27.228	20.507	29.234	28.400	308.5
2	1'44.952	27.136	20.440	29.135	28.241	315.7	18	1'45.344 *	27.249*	20.546	29.135	28.414	310.3
3	1'44.991 *	27.261*	20.393	28.983	28.354	310.3	19	1'45.160	27.212	20.386	29.226	28.336	309.4
4	1'44.731	27.127	20.255	28.967	28.382	311.2	20	1'45.467	27.223	20.526	29.219	28.499	309.4
5	1'44.461	26.995	20.299	28.940	28.227	312.1	21	1'45.233	27.214	20.507	29.156	28.356	310.3
6	1'44.613	27.052	20.207	29.065	28.289	312.1	22	1'45.388	27.194	20.530	29.238	28.426	310.3
7	1'44.811	27.068	20.232	29.107	28.404	310.3	23	1'45.481	27.222	20.510	29.274	28.475	310.3
8	1'44.952	27.193	20.270	29.082	28.407	310.3	24	1'45.576 *	27.263*	20.583	29.211	28.519	311.2
9	1'44.750	27.014	20.344	29.082	28.310	311.2							
10	1'44.946	27.195	20.317	29.190	28.244	311.2							

Fastest Lap: Jorge MARTIN Prima Pramac Racing SPA **1'44.461** 26.995 20.299 28.940 28.227

These data/results cannot be reproduced, stored and/or transmitted in whole or in part by any manner of electronic, mechanical, photocopying, recording, broadcasting or otherwise now known or herein after developed without the previous express consent by the copyright owner, except for reproduction in daily press and regular printed publications on sale to the public within 60 days of the event related to those data/results and always provided that copyright symbol appears together as follows below.
© DORNA, 2024



Race

MotoGP

Lap	Lap Time	T1	T2	T3	T4	Speed	Lap	Lap Time	T1	T2	T3	T4	Speed	
4th	23	Enea BASTIANINI				DUCATI	ITA	22	1'46.384	27.581	20.572	29.487	28.744	309.4
		Ducati Lenovo Team						23	1'46.331	27.439	20.648	29.518	28.726	309.4
		Runs=1 Total laps=24 Full laps=23 Valid laps=22						24	1'46.134	27.407	20.574	29.481	28.672	310.3
		Run #	1	Front Tyre	Slick-Hard	Rear Tyre	Slick-Medium							
			New Tyre		New Tyre									
1	1'52.471	33.461	20.478	29.678	28.854	303.3								
2	1'45.396	27.554	20.367	29.121	28.354	312.1								
3	1'45.616	27.201	20.421	29.535	28.459	312.1								
4	1'45.240	27.365	20.321	29.253	28.301	313.0								
5	1'44.707	27.141	20.142	29.123	28.301	311.2								
6	1'44.858 *	27.168	20.211	29.127*	28.352	313.9								
7	1'45.480	27.161	20.409	29.363	28.547	313.0								
8	1'45.612	27.137	20.398	29.503	28.574	311.2								
9	1'45.832	27.324	20.439	29.592	28.477	311.2								
10	1'45.241	27.331	20.330	29.241	28.339	310.3								
11	1'45.149	27.305	20.351	29.136	28.357	311.2								
12	1'44.845	27.178	20.264	29.079	28.324	311.2								
13	1'45.183	27.164	20.356	29.320	28.343	312.1								
14	1'45.233	27.282	20.340	29.203	28.408	311.2								
15	1'45.337	27.231	20.446	29.284	28.376	311.2								
16	1'45.306	27.320	20.329	29.278	28.379	313.0								
17	1'45.131	27.200	20.403	29.179	28.349	311.2								
18	1'45.232	27.210	20.385	29.227	28.410	311.2								
19	1'45.561	27.210	20.499	29.326	28.526	313.0								
20	1'45.295	27.191	20.359	29.319	28.426	311.2								
21	1'45.288	27.208	20.392	29.267	28.421	313.0								
22	1'45.155	27.230	20.361	29.244	28.320	313.0								
23	1'45.483	27.249	20.487	29.290	28.457	313.9								
24	1'45.497	27.225	20.537	29.286	28.449	314.8								
5th	21	Franco MORBIDELLI				DUCATI	ITA							
		Prima Pramac Racing												
		Runs=1 Total laps=24 Full laps=23 Valid laps=23												
		Run #	1	Front Tyre	Slick-Hard	Rear Tyre	Slick-Medium							
			New Tyre		New Tyre									
1	1'52.820	34.090	20.686	29.340	28.704	310.3								
2	1'45.779	27.338	20.466	29.305	28.670	313.9								
3	1'45.533	27.263	20.443	29.124	28.703	313.0								
4	1'45.470	27.293	20.424	29.213	28.540	313.0								
5	1'45.658	27.367	20.501	29.195	28.595	313.9								
6	1'45.709	27.302	20.510	29.280	28.617	312.1								
7	1'45.992	27.240	20.529	29.516	28.707	309.4								
8	1'46.141	27.402	20.569	29.363	28.807	311.2								
9	1'45.818	27.337	20.441	29.380	28.660	310.3								
10	1'45.740	27.343	20.528	29.280	28.589	310.3								
11	1'45.787	27.315	20.461	29.297	28.714	309.4								
12	1'45.803	27.293	20.368	29.420	28.722	309.4								
13	1'45.662	27.303	20.499	29.309	28.551	310.3								
14	1'45.440	27.165	20.471	29.265	28.539	310.3								
15	1'45.406	27.223	20.404	29.236	28.543	310.3								
16	1'45.573	27.198	20.522	29.303	28.550	310.3								
17	1'45.698	27.266	20.464	29.427	28.541	311.2								
18	1'45.791	27.228	20.488	29.380	28.695	311.2								
19	1'46.169	27.255	20.554	29.680	28.680	313.0								
20	1'46.307	27.441	20.643	29.639	28.584	310.3								
21	1'46.585	27.420	21.210	29.341	28.614	312.1								
6th	33	Brad BINDER				KTM	RSA							
		Red Bull KTM Factory Racing												
		Runs=1 Total laps=24 Full laps=23 Valid laps=20												
		Run #	1	Front Tyre	Slick-Hard	Rear Tyre	Slick-Medium							
			New Tyre		New Tyre									
1	1'51.853	33.329	20.486	29.498	28.540	310.3								
2	1'45.037	27.159	20.346	29.117	28.415	312.1								
3	1'45.063 *	27.182*	20.212	29.094	28.575	310.3								
4	1'45.349	27.252	20.422	29.138	28.537	310.3								
5	1'45.585	27.161	20.667	29.279	28.478	313.9								
6	1'45.114	27.217	20.224	29.196	28.477	311.2								
7	1'45.582	27.265	20.338	29.408	28.571	311.2								
8	1'45.691	27.171	20.436	29.484	28.600	311.2								
9	1'45.884	27.345	20.419	29.510	28.610	309.4								
10	1'46.128	27.560	20.438	29.546	28.584	309.4								
11	1'46.025	27.458	20.375	29.571	28.621	311.2								
12	1'45.878	27.312	20.421	29.413	28.732	310.3								
13	1'45.892	27.297	20.460	29.381	28.754	309.4								
14	1'45.888	27.357	20.488	29.481	28.562	309.4								
15	1'45.844	27.342	20.387	29.481	28.634	309.4								
16	1'45.813	27.315	20.487	29.415	28.596	309.4								
17	1'45.884 *	27.305*	20.465	29.483	28.631	309.4								
18	1'46.661	27.727	20.539	29.571	28.824	308.5								
19	1'46.638	27.478	20.617	29.661	28.882	307.6								
20	1'46.346	27.503	20.486	29.540	28.817	308.5								
21	1'46.603	27.450	20.719	29.477	28.957	307.6								
22	1'46.802	27.781	20.627	29.593	28.801	307.6								
23	1'46.597	27.661	20.520	29.718	28.698	308.5								
24	1'46.135 *	27.477*	20.437	29.530	28.691	311.2								
7th	72	Marco BEZZECCHI				DUCATI	ITA							
		Pertamina Enduro VR46 Racing Team												
		Runs=1 Total laps=24 Full laps=23 Valid laps=23												
		Run #	1	Front Tyre	Slick-Hard	Rear Tyre	Slick-Medium							
			New Tyre		New Tyre									
1	1'54.563	34.772	20.860	29.970	28.961	307.6								
2	1'45.553	27.330	20.380	29.248	28.595	313.0								
3	1'45.081	27.267	20.216	29.160	28.438	314.8								
4	1'45.402	27.203	20.510	29.152	28.537	314.8								
5	1'45.409	27.279	20.380	29.206	28.544	313.0								
6	1'45.552	27.337	20.405	29.300	28.510	314.8								
7	1'45.611	27.252	20.449	29.243	28.667	312.1								
8	1'46.237	27.403	20.592	29.416	28.826	312.1								
9	1'46.481	27.585	20.844	29.429	28.623	312.1								
10	1'45.881	27.536	20.507	29.223	28.615	311.2								
11	1'46.051	27.429	20.528	29.379	28.715	312.1								
12	1'45.792	27.396	20.446	29.245	28.705	310.3								
13	1'45.772	27.305	20.424	29.513	28.530	312.1								
14	1'45.646	27.331	20.384	29.254	28.677	311.2								
15	1'46.462	27.378	20.513	29.394	29.177	311.2								
16	1'46.060	27.516	20.513	29.319	28.712	310.3								
17	1'45.735	27.396	20.405	29.301	28.633	310.3								

Fastest Lap: Jorge MARTIN Prima Pramac Racing SPA **1'44.461** 26.995 20.299 28.940 28.227

These data/results cannot be reproduced, stored and/or transmitted in whole or in part by any manner of electronic, mechanical, photocopying, recording, broadcasting or otherwise now known or herein after developed without the previous express consent by the copyright owner, except for reproduction in daily press and regular printed publications on sale to the public within 60 days of the event related to those data/results and always provided that copyright symbol appears together as follows below.
© DORNA, 2024



Race

MotoGP

Lap	Lap Time	T1	T2	T3	T4	Speed	Lap	Lap Time	T1	T2	T3	T4	Speed
18	1'45.920	27.406	20.478	29.354	28.682	308.5	14	1'46.226	27.532	20.473	29.393	28.828	312.1
19	1'45.618	27.340	20.468	29.275	28.535	311.2	15	1'46.457	27.585	20.527	29.499	28.846	310.3
20	1'45.833	27.371	20.374	29.450	28.638	313.0	16	1'46.466	27.497	20.617	29.546	28.806	311.2
21	1'45.990	27.378	20.629	29.356	28.627	312.1	17	1'46.866	27.669	20.598	29.650	28.949	311.2
22	1'46.051	27.427	20.476	29.488	28.660	312.1	18	1'46.486 *	27.559*	20.623	29.597	28.707	311.2
23	1'46.501	27.415	20.448	29.508	29.130	313.0	19	1'46.783	27.704	20.711	29.530	28.838	311.2
24	1'45.960	27.488	20.482	29.351	28.639	313.0	20	1'46.653	27.714	20.573	29.517	28.849	309.4

8th **49** **Fabio DI GIANNANTONI** DUCATI ITA
 Pertamina Enduro VR46 Racing Team
 Runs=1 Total laps=24 Full laps=23 Valid laps=21

Run #	1	Front Tyre	Slick-Hard	Rear Tyre	Slick-Medium	Speed
		New Tyre		New Tyre		
1	1'55.627	34.527	20.964	30.479	29.657	291.8
2	1'45.463	27.388	20.453	29.011	28.611	312.1
3	1'45.463	27.288	20.528	29.249	28.398	313.0
4	1'45.172	27.154	20.349	29.209	28.460	311.2
5	1'45.174	27.096	20.331	29.208	28.539	313.9
6	1'45.481	27.277	20.503	29.163	28.538	311.2
7	1'45.919 *	27.393*	20.407	29.390	28.729*	310.3
8	1'46.078	27.392	20.564	29.439	28.683	309.4
9	1'46.267	27.344	20.462	29.596	28.865	310.3
10	1'46.460	27.591	20.661	29.582	28.626	311.2
11	1'45.805	27.314	20.483	29.425	28.583	313.0
12	1'46.002	27.465	20.440	29.494	28.603	310.3
13	1'45.875	27.358	20.521	29.318	28.678	310.3
14	1'45.941	27.345	20.578	29.422	28.596	309.4
15	1'45.751	27.346	20.485	29.420	28.500	310.3
16	1'45.607	27.250	20.487	29.293	28.577	312.1
17	1'45.751	27.280	20.466	29.392	28.613	312.1
18	1'45.859	27.329	20.563	29.308	28.659	310.3
19	1'46.137	27.322	20.794	29.390	28.631	311.2
20	1'45.582	27.238	20.525	29.300	28.519	312.1
21	1'45.718	27.323	20.520	29.237	28.638	310.3
22	1'46.005	27.435	20.454	29.431	28.685	311.2
23	1'46.190 *	27.442	20.683	29.384	28.681*	312.1
24	1'46.662	27.514	20.586	29.475	29.087	310.3

9th **41** **Aleix ESPARGARO** APRILIA SPA
 Aprilia Racing
 Runs=1 Total laps=24 Full laps=23 Valid laps=20

Run #	1	Front Tyre	Slick-Hard	Rear Tyre	Slick-Medium	Speed
		New Tyre		New Tyre		
1	1'53.512	34.364	20.820	29.602	28.726	311.2
2	1'45.725	27.375	20.414	29.280	28.656	312.1
3	1'45.568	27.281	20.434	29.222	28.631	312.1
4	1'45.676	27.439	20.452	29.195	28.590	313.0
5	1'45.819 *	27.239*	20.409	29.399	28.772	310.3
6	1'45.946	27.418	20.469	29.269	28.790	313.0
7	1'45.919	27.398	20.405	29.348	28.768	311.2
8	1'46.011	27.389	20.553	29.343	28.726	312.1
9	1'46.338	27.323	20.548	29.503	28.964	311.2
10	1'47.021	27.589	20.618	29.936	28.878	308.5
11	1'46.103	27.412	20.464	29.417	28.810	310.3
12	1'46.424	27.665	20.523	29.396	28.840	311.2
13	1'46.339	27.479	20.565	29.559	28.736	314.8

10th **43** **Jack MILLER** KTM AUS
 Red Bull KTM Factory Racing
 Runs=1 Total laps=24 Full laps=23 Valid laps=23

Run #	1	Front Tyre	Slick-Hard	Rear Tyre	Slick-Medium	Speed
		New Tyre		New Tyre		
1	1'52.299	33.997	20.616	29.153	28.533	308.5
2	1'45.208	27.206	20.412	29.093	28.497	312.1
3	1'45.935	27.187	20.485	29.765	28.498	309.4
4	1'45.856	27.208	20.554	29.468	28.626	310.3
5	1'45.680	27.385	20.502	29.179	28.614	309.4
6	1'45.772	27.317	20.572	29.247	28.636	307.6
7	1'45.973	27.343	20.494	29.415	28.721	307.6
8	1'46.569	27.405	20.643	29.354	29.167	308.5
9	1'46.764	27.757	20.659	29.391	28.957	308.5
10	1'46.502	27.628	20.745	29.435	28.694	308.5
11	1'46.174	27.448	20.569	29.418	28.739	308.5
12	1'46.667	27.419	20.627	29.891	28.730	309.4
13	1'46.372	27.522	20.644	29.446	28.760	308.5
14	1'46.333	27.520	20.586	29.454	28.773	306.8
15	1'46.659	27.514	20.727	29.548	28.870	307.6
16	1'46.627	27.521	20.700	29.559	28.847	308.5
17	1'46.600	27.577	20.733	29.517	28.773	307.6
18	1'46.737	27.598	20.780	29.575	28.784	306.8
19	1'46.881	27.679	20.763	29.544	28.895	307.6
20	1'47.439	27.996	20.843	29.640	28.960	306.8
21	1'46.988	27.738	20.828	29.557	28.865	305.9
22	1'46.726	27.654	20.690	29.573	28.809	308.5
23	1'46.919	27.627	20.707	29.622	28.963	308.5
24	1'47.294	27.651	20.895	29.660	29.088	306.8

11th **5** **Johann ZARCO** HONDA FRA
 CASTROL Honda LCR
 Runs=1 Total laps=24 Full laps=23 Valid laps=23

Run #	1	Front Tyre	Slick-Hard	Rear Tyre	Slick-Medium	Speed
		New Tyre		New Tyre		
1	1'54.996	35.257	21.015	29.778	28.946	301.6
2	1'45.930	27.484	20.407	29.317	28.722	310.3
3	1'46.212	27.368	20.447	29.645	28.752	308.5
4	1'45.749	27.416	20.510	29.215	28.608	309.4
5	1'45.701	27.261	20.448	29.358	28.634	310.3
6	1'46.128	27.353	20.529	29.456	28.790	308.5
7	1'46.345	27.516	20.659	29.427	28.743	308.5
8	1'46.212	27.473	20.633	29.379	28.727	307.6
9	1'46.234	27.509	20.574	29.422	28.729	307.6

Fastest Lap: Jorge MARTIN Prima Pramac Racing SPA 1'44.461 26.995 20.299 28.940 28.227

These data/results cannot be reproduced, stored and/or transmitted in whole or in part by any manner of electronic, mechanical, photocopying, recording, broadcasting or otherwise now known or herein after developed without the previous express consent by the copyright owner, except for reproduction in daily press and regular printed publications on sale to the public within 60 days of the event related to those data/results and always provided that copyright symbol appears together as follows below.
 © DORNA, 2024



Race

MotoGP

Lap	Lap Time	T1	T2	T3	T4	Speed	Lap	Lap Time	T1	T2	T3	T4	Speed
10	1'46.287	27.515	20.702	29.432	28.638	308.5	6	1'46.434	27.372	20.509	29.539	29.014	307.6
11	1'46.248	27.411	20.605	29.445	28.787	309.4	7	1'46.249	27.426	20.573	29.435	28.815	306.8
12	1'46.512	27.579	20.629	29.633	28.671	307.6	8	1'46.084	27.271	20.582	29.405	28.826	308.5
13	1'46.104	27.435	20.550	29.410	28.709	307.6	9	1'46.235	27.370	20.543	29.430	28.892	306.8
14	1'46.428	27.483	20.630	29.499	28.816	308.5	10	1'46.465 *	27.432	20.661	29.453	28.919*	305.9
15	1'46.318	27.457	20.568	29.479	28.814	308.5	11	1'46.590	27.456	20.548	29.664	28.922	306.8
16	1'46.214	27.473	20.544	29.520	28.677	306.8	12	1'46.427	27.451	20.592	29.577	28.807	307.6
17	1'46.611	27.541	20.568	29.659	28.843	308.5	13	1'46.341	27.357	20.598	29.433	28.953	306.8
18	1'46.469	27.471	20.587	29.630	28.781	309.4	14	1'46.389	27.411	20.562	29.557	28.859	305.9
19	1'46.301	27.515	20.508	29.514	28.764	310.3	15	1'46.619	27.450	20.655	29.581	28.933	310.3
20	1'46.914	27.625	20.637	29.720	28.932	309.4	16	1'46.738	27.552	20.817	29.489	28.880	305.9
21	1'46.577	27.498	20.678	29.597	28.804	310.3	17	1'46.378	27.372	20.743	29.450	28.813	305.9
22	1'46.900	27.722	20.691	29.633	28.854	310.3	18	1'46.540	27.417	20.678	29.458	28.987	305.9
23	1'46.955	27.637	20.735	29.701	28.882	310.3	19	1'46.077	27.341	20.567	29.412	28.757	305.9
24	1'47.012	27.601	20.664	29.688	29.059	309.4	20	1'46.174	27.397	20.520	29.481	28.776	307.6

12th 20 **Fabio QUARTARARO** YAMAHA FRA
 Monster Energy Yamaha MotoGP Team
 Runs=1 Total laps=24 Full laps=23 Valid laps=22

Run #	1	Front Tyre	Slick-Hard	Rear Tyre	Slick-Medium	Speed
		New Tyre		New Tyre		
1	1'54.405	34.916	20.947	29.594	28.948	306.8
2	1'46.116	27.404	20.654	29.347	28.711	307.6
3	1'45.710	27.274	20.496	29.284	28.656	307.6
4	1'46.027	27.333	20.489	29.534	28.671	306.8
5	1'45.809	27.291	20.483	29.276	28.759	306.8
6	1'46.033	27.325	20.464	29.422	28.822	306.8
7	1'46.599	27.877	20.551	29.461	28.710	305.0
8	1'46.086	27.312	20.575	29.346	28.853	305.9
9	1'46.188	27.378	20.599	29.434	28.777	305.0
10	1'46.209	27.382	20.617	29.421	28.789	306.8
11	1'46.333	27.478	20.670	29.413	28.772	306.8
12	1'46.180	27.481	20.613	29.366	28.720	305.9
13	1'46.353	27.477	20.623	29.412	28.841	305.9
14	1'46.145	27.383	20.539	29.409	28.814	305.0
15	1'46.377	27.453	20.710	29.424	28.790	305.9
16	1'46.510	27.501	20.600	29.497	28.912	306.8
17	1'46.306	27.468	20.593	29.466	28.779	307.6
18	1'46.440	27.515	20.621	29.553	28.751	307.6
19	1'46.824 *	27.639	20.634	29.647*	28.904	308.5
20	1'46.638	27.515	20.575	29.605	28.943	306.8
21	1'47.010	27.721	20.708	29.610	28.971	305.9
22	1'46.696	27.549	20.658	29.620	28.869	307.6
23	1'46.875	27.726	20.658	29.578	28.913	308.5
24	1'48.220	27.656	20.803	29.803	29.958	305.0

13th 30 **Takaaki NAKAGAMI** HONDA JPN
 IDEMITSU Honda LCR
 Runs=1 Total laps=24 Full laps=23 Valid laps=21

Run #	1	Front Tyre	Slick-Hard	Rear Tyre	Slick-Soft	Speed
		New Tyre		New Tyre		
1	1'56.133	35.524	21.269	29.999	29.341	290.3
2	1'46.649	27.582	20.735	29.389	28.943	305.9
3	1'45.989	27.331	20.425	29.350	28.883	304.2
4	1'46.106	27.299	20.564	29.433	28.810	308.5
5	1'45.918	27.342	20.482	29.365	28.729	306.8

14th 10 **Luca MARINI** HONDA ITA
 Repsol Honda Team
 Runs=1 Total laps=24 Full laps=23 Valid laps=23

Run #	1	Front Tyre	Slick-Hard	Rear Tyre	Slick-Medium	Speed
		New Tyre		New Tyre		
1	1'56.429	35.445	21.398	29.775	29.811	296.7
2	1'46.958	27.688	20.809	29.487	28.974	309.4
3	1'46.449	27.598	20.533	29.452	28.866	310.3
4	1'46.398	27.562	20.536	29.463	28.837	310.3
5	1'46.319	27.440	20.543	29.432	28.904	308.5
6	1'46.484	27.399	20.572	29.470	29.043	308.5
7	1'46.291	27.477	20.463	29.516	28.835	308.5
8	1'46.210	27.357	20.574	29.433	28.846	307.6
9	1'46.359	27.431	20.578	29.469	28.881	306.8
10	1'46.455	27.469	20.602	29.500	28.884	307.6
11	1'46.385	27.423	20.553	29.564	28.845	309.4
12	1'46.618	27.464	20.746	29.607	28.801	308.5
13	1'46.195	27.337	20.492	29.445	28.921	308.5
14	1'46.388	27.420	20.551	29.473	28.944	310.3
15	1'46.277	27.341	20.561	29.451	28.924	308.5
16	1'46.622	27.422	20.590	29.592	29.018	313.9
17	1'46.350	27.439	20.524	29.433	28.954	309.4
18	1'46.326	27.428	20.594	29.468	28.836	312.1
19	1'46.655	27.527	20.610	29.607	28.911	311.2
20	1'46.693	27.556	20.666	29.621	28.850	312.1
21	1'46.893	27.581	20.637	29.648	29.027	305.9
22	1'46.331	27.408	20.584	29.488	28.851	307.6
23	1'46.457	27.444	20.593	29.593	28.827	307.6
24	1'47.222	27.592	20.801	29.615	29.214	307.6

15th 25 **Raul FERNANDEZ** APRILIA SPA
 Trackhouse Racing
 Runs=1 Total laps=24 Full laps=23 Valid laps=21

Run #	1	Front Tyre	Slick-Hard	Rear Tyre	Slick-Medium	Speed
		New Tyre		New Tyre		
1	1'55.805	35.141	20.924	29.863	29.877	304.2

Fastest Lap: Jorge MARTIN Prima Pramac Racing SPA 1'44.461 26.995 20.299 28.940 28.227

These data/results cannot be reproduced, stored and/or transmitted in whole or in part by any manner of electronic, mechanical, photocopying, recording, broadcasting or otherwise now known or herein after developed without the previous express consent by the copyright owner, except for reproduction in daily press and regular printed publications on sale to the public within 60 days of the event related to those data/results and always provided that copyright symbol appears together as follows below.
 © DORNA, 2024



Race

MotoGP

Lap	Lap Time	T1	T2	T3	T4	Speed	Lap	Lap Time	T1	T2	T3	T4	Speed
3	1'46.087	27.831	20.549	29.279	28.428	312.1							
4	1'45.376	27.297	20.390	29.273	28.416	313.0							
5	1'45.687	27.360	20.426	29.219	28.682	312.1							
6	1'46.044	27.301	20.735	29.414	28.594	311.2							
7	1'46.068	27.447	20.495	29.430	28.696	312.1							
8	1'45.866	27.407	20.429	29.446	28.584	313.0							
9	1'46.179 *	27.384	20.561	29.406*	28.828	312.1							
10	1'46.763	27.723	20.588	29.564	28.888	310.3							
11	1'46.109 *	27.502*	20.497	29.359	28.751	314.8							
	unfinished	27.638											

20th 37 **Augusto FERNANDEZ** KTM SPA
Red Bull GASGAS Tech3

Runs=1 Total laps=6 Full laps=5 Valid laps=5

Run #	1	Front Tyre	Slick-Hard	Rear Tyre	Slick-Medium	
		New Tyre		New Tyre		
1	1'55.924	35.034	20.986	29.753	30.151	298.3
2	1'46.517	27.564	20.748	29.323	28.882	302.5
3	1'46.010	27.299	20.652	29.311	28.748	300.8
4	1'45.908	27.307	20.607	29.289	28.705	310.3
5	1'46.025	27.461	20.586	29.234	28.744	310.3
6	1'46.389	27.317	20.666	29.660	28.746	309.4
	unfinished	27.607				

21st 32 **Lorenzo SAVADORI** APRILIA ITA
Trackhouse Racing

Runs=1 Total laps=1 Full laps=0 Valid laps=0

Run #	1	Front Tyre	Slick-Hard	Rear Tyre	Slick-Medium	
		New Tyre		New Tyre		
1	1'58.511	36.182	21.213	30.752	30.364	300.8
	PIT	28.822	21.947	31.197	24.404	292.6

22nd 73 **Alex MARQUEZ** DUCATI SPA
Gresini Racing MotoGP

Runs=1 Total laps=0 Full laps=0 Valid laps=0

Run #	1	Front Tyre	Slick-Hard	Rear Tyre	Slick-Medium	
		New Tyre		New Tyre		
	unfinished	34.436	20.901	30.263		306.8

23rd 36 **Joan MIR** HONDA SPA
Repsol Honda Team

Runs=1 Total laps=0 Full laps=0 Valid laps=0

Run #	1	Front Tyre	Slick-Hard	Rear Tyre	Slick-Medium	
		New Tyre		New Tyre		
	unfinished	35.412	21.121	29.698		294.2

Fastest Lap: Jorge MARTIN Prima Pramac Racing SPA 1'44.461 26.995 20.299 28.940 28.227

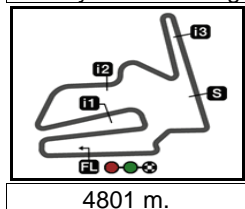
These data/results cannot be reproduced, stored and/or transmitted in whole or in part by any manner of electronic, mechanical, photocopying, recording, broadcasting or otherwise now known or herein after developed without the previous express consent by the copyright owner, except for reproduction in daily press and regular printed publications on sale to the public within 60 days of the event related to those data/results and always provided that copyright symbol appears together as follows below.
© DORNA, 2024

Official MotoGP Timing by **TISSOT**
www.motogp.com



Motegi, Sunday, October 06, 2024

Page 6 of 6



MOTUL GRAND PRIX OF JAPAN

Race

Analysis by Lap

35

Num Lap Time Gap

Num	Lap	Time	Gap	Num	Lap	Time	Gap	Num	Lap	Time	Gap	Num	Lap	Time	Gap												
Lap 1																											
1	1	1'51.213		25	1	1'45.933	7.051	72	1	1'45.552	6.744	33	1	1'45.884	5.568	1	1	1'44.916									
31	1	1'51.508	0.295	37	1	1'46.010	7.795	41	1	1'45.946	7.430	23	1	1'45.832	5.622	89	1	1'45.094	1.091								
33	1	1'51.853	0.640	30	1	1'45.989	8.115	49	1	1'45.481	7.564	21	1	1'45.818	9.330	93	1	1'45.115	3.989								
89	1	1'51.995	0.782	42	1	1'46.362	8.693	12	1	1'46.044	8.008	72	1	1'46.481	10.299	23	1	1'44.845	6.218								
43	1	1'52.299	1.086	10	1	1'46.449	9.180	20	1	1'46.033	9.284	43	1	1'46.764	10.466	33	1	1'45.878	8.960								
93	1	1'52.396	1.183	87	1	1'47.223	10.901	5	1	1'46.128	9.900	41	1	1'46.338	10.924	21	1	1'45.803	12.021								
23	1	1'52.471	1.258	31	1	3'18.780	1'34.482	25	1	1'46.073	10.664	49	1	1'46.267	11.054	72	1	1'45.792	13.384								
12	1	1'52.820	1.607	Lap 4																							
21	1	1'53.125	1.912	1	4	1'44.519		30	4	1'46.434	12.413	20	4	1'46.188	13.383	43	4	1'46.667	15.170								
41	1	1'53.512	2.299	89	4	1'44.731	1.494	42	4	1'45.940	12.756	5	4	1'46.234	13.917	41	4	1'46.424	15.833								
20	1	1'54.405	3.192	33	4	1'45.349	2.127	10	4	1'46.484	14.221	25	4	1'46.443	15.656	20	4	1'46.180	17.466								
72	1	1'54.563	3.350	93	4	1'44.860	2.297	87	4	1'47.206	18.282	30	4	1'46.235	16.207	5	4	1'46.512	18.325								
5	1	1'54.996	3.783	23	4	1'45.240	3.548	31	4	1'48.846	1'46.318	42	4	1'46.270	16.995	25	4	1'46.279	20.380								
49	1	1'55.627	4.414	43	4	1'45.856	4.123	Lap 7																			
25	1	1'55.805	4.592	21	4	1'45.470	4.427	1	7	1'44.846		10	7	1'46.359	18.307	87	7	1'47.094	25.410								
37	1	1'55.924	4.711	41	4	1'45.676	5.306	89	7	1'44.811	0.892	31	7	1'46.701	1'53.187	87	7	1'47.606	33.150								
30	1	1'56.133	4.920	72	4	1'45.402	5.424	93	7	1'44.964	2.818	Lap 10															
42	1	1'56.241	5.028	12	4	1'45.376	5.918	33	7	1'45.582	3.921	1	10	1'44.891		89	10	1'44.946	0.721								
10	1	1'56.429	5.216	49	4	1'45.172	6.550	23	7	1'45.480	4.106	89	10	1'45.206	3.400	93	10	1'45.206	3.400								
87	1	1'56.720	5.507	20	4	1'46.027	7.083	43	7	1'45.973	7.061	23	10	1'45.241	5.972	23	10	1'45.241	5.972								
32	1	1'58.511	7.298	5	4	1'45.749	7.712	21	7	1'45.992	7.299	33	10	1'46.128	6.805	21	10	1'45.740	10.179								
Lap 2																											
1	2	1'44.819		25	4	1'45.886	8.418	72	7	1'45.611	7.509	21	10	1'46.128	6.805	72	10	1'45.881	11.289								
31	2	1'44.850	0.326	37	4	1'45.908	9.184	41	7	1'45.919	8.503	41	10	1'47.021	13.054	43	10	1'46.502	12.077								
33	2	1'45.037	0.858	30	4	1'46.106	9.702	49	7	1'45.919	8.637	21	10	1'45.740	10.179	49	10	1'46.460	12.623								
89	2	1'44.952	0.915	42	4	1'46.083	10.257	12	7	1'46.068	9.230	72	10	1'45.881	11.289	33	10	1'46.372	16.631								
43	2	1'45.208	1.475	10	4	1'46.398	11.059	20	7	1'46.599	11.037	43	10	1'46.502	12.077	21	10	1'45.662	12.772								
93	2	1'45.222	1.586	87	4	1'47.072	13.454	5	7	1'46.345	11.399	49	10	1'46.460	12.623	72	10	1'45.772	14.245								
23	2	1'45.396	1.835	31	4	1'50.482	1'40.445	25	7	1'46.705	12.523	41	10	1'47.021	13.054	49	10	1'45.875	15.646								
21	2	1'45.779	2.567	Lap 5																							
41	2	1'45.725	3.205	1	5	1'44.832		30	7	1'46.249	13.816	20	10	1'46.209	14.701	33	10	1'45.892	9.941								
12	2	1'46.505	3.598	89	5	1'44.461	1.123	42	7	1'46.647	14.557	5	10	1'46.287	15.313	21	10	1'45.662	12.772								
72	2	1'45.553	4.084	93	5	1'44.952	2.417	10	7	1'46.291	15.666	25	10	1'46.691	17.456	43	10	1'46.372	16.631								
20	2	1'46.116	4.489	33	5	1'45.585	2.880	87	7	1'47.556	20.992	41	10	1'47.021	13.054	20	10	1'46.353	18.908								
5	2	1'45.930	4.894	23	5	1'44.707	3.423	31	7	1'48.910	1'50.382	21	10	1'46.465	17.781	5	10	1'46.104	19.518								
49	2	1'45.463	5.058	43	5	1'45.680	4.971	Lap 8																			
25	2	1'45.969	5.742	21	5	1'45.658	5.253	1	8	1'44.919		42	10	1'46.441	18.545	25	10	1'46.562	22.031								
37	2	1'46.517	6.409	72	5	1'45.409	6.001	89	8	1'44.952	0.925	10	10	1'46.455	19.871	30	10	1'46.341	22.480								
30	2	1'46.649	6.750	41	5	1'45.819	6.293	93	8	1'45.005	2.904	87	10	1'47.465	27.984	42	10	1'46.503	23.339								
42	2	1'46.746	6.955	12	5	1'45.687	6.773	23	8	1'45.612	4.799	31	10	1'46.521	1'54.817	10	10	1'46.195	24.410								
10	2	1'46.958	7.355	49	5	1'45.174	6.892	21	8	1'46.141	8.521	21	10	1'45.787	11.134	87	10	1'47.420	35.659								
87	2	1'47.614	8.302	20	5	1'45.809	8.060	43	8	1'46.569	8.711	72	10	1'46.051	12.508	30	10	1'46.341	22.480								
Lap 3																											
1	3	1'44.624		5	5	1'45.701	8.581	72	8	1'46.237	8.827	43	10	1'46.455	19.871	42	10	1'46.503	23.339								
89	3	1'44.991	1.282	25	5	1'45.814	9.400	41	8	1'46.011	9.595	20	10	1'46.455	19.871	10	10	1'46.195	24.410								
33	3	1'45.063	1.297	37	5	1'46.025	10.377	49	8	1'46.078	9.796	31	10	1'46.521	1'54.817	87	10	1'47.420	35.659								
93	3	1'44.994	1.956	30	5	1'45.918	10.788	12	8	1'45.866	10.177	Lap 11															
43	3	1'45.935	2.786	42	5	1'46.200	11.625	20	8	1'46.086	12.204	1	11	1'44.832		89	11	1'45.024	0.913								
23	3	1'45.616	2.827	10	5	1'46.319	12.546	5	8	1'46.212	12.692	89	11	1'45.024	0.913	93	11	1'45.222	3.790								
21	3	1'45.533	3.476	87	5	1'47.263	15.885	25	8	1'46.618	14.222	23	11	1'45.149	6.289	23	11	1'45.233	6.692								
41	3	1'45.568	4.149	31	5	1'46.668	1'42.281	30	8	1'46.084	14.981	33	11	1'46.025	7.998	33	11	1'45.888	10.798								
72	3	1'45.081	4.541	Lap 6																							
12	3	1'46.087	5.061	1	6	1'44.809		41	8	1'46.011	9.595	21	11	1'45.787	11.134	21	11	1'45.440	13.181								
20	3	1'45.710	5.575	89	6	1'44.613	0.927	49	8	1'46.078	9.796	72	11	1'46.051	12.508	72	11	1'45.646	14.860								
49	3	1'45.463	5.897	93	6	1'45.092	2.700	12	8	1'45.866	10.177	43	11	1'46.174	13.419	49	11	1'45.941	16.556								
5	3	1'46.212	6.482	23	6	1'45.114	3.185	20	8	1'46.086	12.204	49	11	1'45.805	13.596	43	11	1'46.333	17.933								
Lap 4																											
1	4	1'44.519		43	6	1'45.680	4.971	5	8	1'46.212	12.692	41	11	1'46.103	14.325	41	11	1'46.226	18.456								
89	4	1'44.731	1.494	21	6	1'45.409	6.001	25	8	1'46.618	14.222	12	11	1'46.109	14.496	20	11	1'46.145	20.022								
33	4	1'45.349	2.127	72	6	1'45.402	5.424	30	8	1'46.249	13.816	43	11	1'46.174	13.419	5	11	1'46.428	20.915								
93	4	1'44.860	2.297	41	6	1'45.676	5.306	42	8	1'46.647	14.557	20	11	1'46.333	16.202	25	11	1'46.554	23.554								
23	4	1'45.240	3.548	49	6	1'45.172	6.550	10	8	1'46.291	15.666	5	11	1'46.248	16.729	30	11	1'46.389	23.838								
72	4	1'45.240	3.548	20	6	1'46.027	7.083	87	8	1'47.556	20.992	25	11	1'46.393	19.017	42	11	1'46.516	24.824								
49	4	1'46.002	14.682	5	6	1'45.749	7.712	31	8	1'48.910	1'50.382	41	11	1'46.465	17.781	10	11	1'46.388	25.767								
43	4	1'46.667	15.170	25	6	1'45.886	8.418	Lap 9																			
41	4	1'46.424	15.833	37	6	1'45.908	9.184	1	9	1'45.009		87	11	1'47.308	30.460	87	11	1'47.077	37.705								
20	4	1'46.180	17.466	30	6	1'46.106	9.702	89	9	1'44.750	0.666	31	11	1'59.576	2'09.561	89	11	1'45.332	1.566								
5	4	1'46.512	18.325	42	6	1'46.398	11.059																				

Num Lap Time Gap

93	1'45.399	6.029
23	1'45.337	6.838
33	1'45.844	11.451
21	1'45.406	13.396
72	1'46.462	16.131
49	1'45.751	17.116
43	1'46.659	19.401
41	1'46.457	19.722
20	1'46.377	21.208
5	1'46.318	22.042
25	1'46.751	25.114
30	1'46.619	25.266
42	1'46.753	26.386
10	1'46.277	26.853
87	1'47.339	39.853

Lap 16

1	1'45.274	
89	1'45.359	1.651
93	1'45.203	5.958
23	1'45.306	6.870
33	1'45.813	11.990
21	1'45.573	13.695
72	1'46.060	16.917
49	1'45.607	17.449
43	1'46.627	20.754
41	1'46.466	20.914
20	1'46.510	22.444
5	1'46.214	22.982
30	1'46.738	26.730
25	1'47.470	27.310
10	1'46.622	28.201
42	1'47.408	28.520
87	1'47.291	41.870

Lap 17

1	1'45.436	
89	1'45.627	1.842
93	1'45.369	5.891
23	1'45.131	6.565
33	1'45.884	12.438
21	1'45.698	13.957
72	1'45.735	17.216
49	1'45.751	17.764
43	1'46.600	21.918
41	1'46.866	22.344
20	1'46.306	23.314
5	1'46.611	24.157
30	1'46.378	27.672
25	1'46.595	28.469
10	1'46.350	29.115
42	1'46.955	30.039
87	1'47.044	43.478

Lap 18

1	1'45.686	
89	1'45.424	1.580
93	1'45.344	5.549
23	1'45.232	6.111
33	1'46.661	13.413
21	1'45.791	14.062
72	1'45.920	17.450
49	1'45.859	17.937
43	1'46.737	22.969
41	1'46.486	23.144
20	1'46.440	24.068
5	1'46.469	24.940
30	1'46.540	28.526
25	1'46.783	29.566
10	1'46.326	29.755

42	1'47.038	31.391
87	1'47.284	45.076

Lap 19

1	1'45.655	
89	1'45.397	1.322
93	1'45.160	5.054
23	1'45.561	6.017
33	1'46.638	14.396
21	1'46.169	14.576
72	1'45.618	17.413
49	1'46.137	18.419
43	1'46.881	24.195
41	1'46.783	24.272
20	1'46.824	25.237
5	1'46.301	25.586
30	1'46.077	28.948
25	1'46.764	30.675
10	1'46.655	30.755
42	1'47.128	32.864
87	1'47.358	46.779

Lap 20

1	1'45.534	
89	1'45.351	1.139
93	1'45.467	4.987
23	1'45.295	5.778
33	1'46.346	15.208
21	1'46.307	15.349
72	1'45.833	17.712
49	1'45.582	18.467
41	1'46.653	25.391
43	1'47.439	26.100
20	1'46.638	26.341
5	1'46.914	26.966
30	1'46.174	29.588
25	1'46.649	31.790
10	1'46.693	31.914
42	1'47.066	34.396
87	1'47.671	48.916

Lap 21

1	1'45.309	
89	1'45.091	0.921
93	1'45.233	4.911
23	1'45.288	5.757
33	1'46.603	16.502
21	1'46.585	16.625
72	1'45.990	18.393
49	1'45.718	18.876
41	1'46.860	26.942
43	1'46.988	27.779
20	1'47.010	28.042
5	1'46.577	28.234
30	1'46.336	30.615
10	1'46.893	33.498
25	1'47.249	33.730
42	1'47.540	36.627
87	1'48.049	51.656

Lap 22

1	1'45.336	
89	1'45.473	1.058
93	1'45.388	4.963
23	1'45.155	5.576
21	1'46.384	17.673
33	1'46.802	17.968
72	1'46.051	19.108
49	1'46.005	19.545
41	1'46.893	28.499

43	1'46.726	29.169
20	1'46.696	29.402
5	1'46.900	29.798
30	1'46.217	31.496
10	1'46.331	34.493
25	1'47.198	35.592
42	1'47.094	38.385
87	1'48.504	54.824

Lap 23

1	1'45.539	
89	1'46.166	1.685
93	1'45.481	4.905
23	1'45.483	5.520
21	1'46.331	18.465
33	1'46.597	19.026
72	1'46.501	20.070
49	1'46.190	20.196
41	1'47.045	30.005
43	1'46.919	30.549
20	1'46.875	30.738
5	1'46.955	31.214
30	1'46.480	32.437
10	1'46.457	35.411
25	1'47.363	37.416
42	1'47.491	40.337
87	1'48.355	57.640

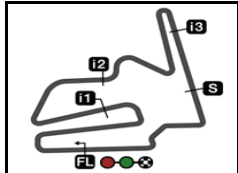
Lap 24

1	1'46.659	
89	1'46.163	1.189
93	1'45.576	3.822
23	1'45.497	4.358
21	1'46.134	17.940
33	1'46.135	18.502
72	1'45.960	19.371
49	1'46.662	20.199
41	1'47.096	30.442
43	1'47.294	31.184
5	1'47.012	31.567
20	1'48.220	32.299
30	1'47.225	33.003
10	1'47.222	35.974
25	1'48.564	39.321
42	1'47.161	40.839
87	1'48.566	59.547

Lapped rider

These data/results cannot be reproduced, stored and/or transmitted in whole or in part by any manner of electronic, mechanical, photocopying, recording, broadcasting or otherwise now known or herein after developed without the previous express consent by the copyright owner, except for reproduction in daily press and regular printed publications on sale to the public within 60 days of the event related to those data/results and always provided that copyright symbol appears together as follows below.
© DORNA, 2024





4801 m.

MOTUL GRAND PRIX OF JAPAN

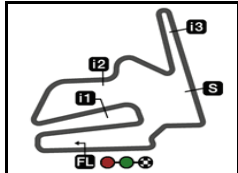
MotoGP™

2024 Rookie of the Year Classification

36

Rider	Points	Leader	Prev	QAT	POR	AME	SPA	FRA	CAT	ITA	NED	GER	GBR	AUT	ARA	RSM	EMI	INA	JPN	AUS	THA	MAL	VAL	
1 ACOSTA Pedro [SPA]	181			9 2 7	19 3 16	26 6 20	15 9 6	4 4 -	10 7 3	18 7 11	- - -	9 - 9	12 5 7	3 - 3	23 7 16	4 4 -	5 5 -	24 4 20	- -					

These data/results cannot be reproduced, stored and/or transmitted in whole or in part by any manner of electronic, mechanical, photocopying, recording, broadcasting or otherwise now known or herein after developed without the previous express consent by the copyright owner, except for reproduction in daily press and regular printed publications on sale to the public within 60 days of the event related to those data/results and always provided that copyright symbol appears together as follows below.
© DORNA, 2024



4801 m.

MOTUL GRAND PRIX OF JAPAN

MotoGP™

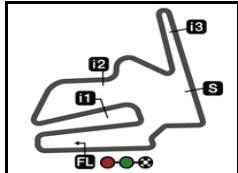
2024 Independent Team Classification

36

Rider	Points	Leader	Prev	QAT	POR	AME	SPA	FRA	CAT	ITA	NED	GER	GBR	AUT	ARA	RSM	EMI	INA	JPN	AUS	THA	MAL	VAL	
1 MARTIN Jorge [SPA]	392			28 12 16	32 7 25	20 7 13	12 12 -	37 12 25	26 6 20	16 - 16	29 9 20	12 12 -	29 9 20	29 9 20	29 9 20	13 12 1	29 9 20	25 - 25	26 6 20					
2 MARQUEZ Marc [SPA]	311	81	81	18 5 13	9 9 -	9 9 -	24 4 20	29 9 20	25 9 16	22 9 13	6 - 6	24 4 20	13 - 13	13 - 13	37 12 25	30 5 25	22 6 16	7 7 -	23 7 16					
3 ACOSTA Pedro [SPA]	181	211	130	9 2 7	19 3 16	26 6 20	15 9 6	4 4 -	10 7 3	18 7 11	- - -	9 - 9	12 5 7	3 - 3	23 7 16	4 4 -	5 5 -	24 4 20	- -					
4 MORBIDELLI Franco [ITA]	136	256	45	- - -	- - -	- - -	6 6 -	9 - 9	- - -	16 6 10	8 1 7	16 5 11	6 - 6	12 4 8	10 - 10	7 7 -	12 1 11	18 5 13	16 5 11					
5 BEZZECCHI Marco [ITA]	134	258	2	2 - 2	10 - 10	8 - 8	16 - 16	- - -	6 1 5	3 - 3	- - -	8 - 8	8 - 8	12 2 10	9 - 9	11 - 11	15 2 13	17 6 11	9 - 9					
6 DI GIANNANTONIO Fabio [ITA]	134	258	0	9 - 9	6 - 6	10 - 10	9 - 9	13 3 10	15 4 11	12 3 9	18 5 13	- - -	12 1 11	- - -	8 - 8	7 - 7	2 - 2	1 1 -	12 4 8					
7 MARQUEZ Alex [SPA]	124	268	10	13 3 10	- - -	1 - 1	13 - 13	6 - 6	9 - 9	9 2 7	11 2 9	17 1 16	13 4 9	6 - 6	6 6 -	10 - 10	7 - 7	- - -	3 - 3					
8 OLIVEIRA Miguel [POR]	71	321	53	1 - 1	7 - 7	5 - 5	10 2 8	- - -	6 - 6	2 - 2	1 - 1	19 9 10	- - -	4 - 4	5 5 -	5 - 5	6 - 6	- - -	- - -					
9 FERNANDEZ Raul [SPA]	56	336	15	- - -	- - -	7 1 6	5 - 5	6 1 5	10 - 10	4 - 4	8 - 8	6 - 6	- - -	- - -	- - -	- - -	3 - 3	6 - 6	1 - 1					
10 ZARCO Johann [FRA]	36	356	20	4 - 4	1 - 1	- - -	- - -	4 - 4	- - -	- - -	3 - 3	- - -	2 - 2	- - -	3 - 3	4 - 4	1 - 1	9 2 7	5 - 5					
11 NAKAGAMI Takaaki [JPN]	28	364	8	- - -	2 - 2	- - -	2 - 2	2 - 2	2 - 2	- - -	- - -	2 - 2	1 - 1	2 - 2	5 - 5	3 - 3	- - -	4 - 4	3 - 3					
12 FERNANDEZ Augusto [SPA]	20	372	8	- - -	5 - 5	2 - 2	3 3 -	3 - 3	- - -	- - -	2 - 2	- - -	- - -	1 - 1	4 - 4	- - -	- - -	- - -	- - -					

These data/results cannot be reproduced, stored and/or transmitted in whole or in part by any manner of electronic, mechanical, photocopying, recording, broadcasting or otherwise now known or herein after developed without the previous express consent by the copyright owner, except for reproduction in daily press and regular printed publications on sale to the public within 60 days of the event related to those data/results and always provided that copyright symbol appears together as follows below.
© DORNA, 2024





4801 m.

MOTUL GRAND PRIX OF JAPAN

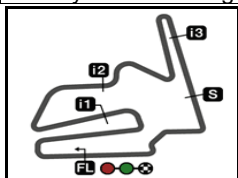
MotoGP™

36

2024 Independent Team Classification

Team	Points	Leader	Previous	QAT	POR	AME	SPA	FRA	CAT	ITA	NED	GER	GBR	AUT	ARA	RSM	EMI	INA	JPN	AUS	THA	MAL	VAL
1 PRIMA PRAMAC RACING	528			28	32	20	18	46	26	32	37	28	35	41	39	20	41	43	42				
2 GRESINI RACING MOTOGP	435	93	93	31	9	10	37	35	34	31	17	41	26	19	43	40	29	7	26				
3 PERTAMINA ENDURO VR46 RACING TE	268	260	167	11	16	18	25	13	21	15	18	8	20	12	17	18	17	18	21				
4 RED BULL GASGAS TECH3	201	327	67	9	24	28	18	7	10	18	2	9	12	4	27	4	5	24	-				
5 TRACKHOUSE RACING	127	401	74	1	7	12	15	6	16	6	9	25	-	4	5	5	9	6	1				
6 LCR HONDA	64	464	63	4	3	-	2	6	2	-	3	2	3	2	8	7	1	13	8				

These data/results cannot be reproduced, stored and/or transmitted in whole or in part by any manner of electronic, mechanical, photocopying, recording, broadcasting or otherwise now known or herein after developed without the previous express consent by the copyright owner, except for reproduction in daily press and regular printed publications on sale to the public within 60 days of the event related to those data/results and always provided that copyright symbol appears together as follows below.
© DORNA, 2024



4801 m.

2024 Riders Performance

(Qualifying Position / Sprint Starting Position - Sprint Position / Race Starting Position - Race Position)

37

Rider	Points	QAT	POR	AME	SPA	FRA	CAT	ITA	NED	GER	GBR	AUT	ARA	RSM	EMI	INA	JPN	AUS	THA	MAL	VAL
1 MARTIN Jorge	392	1	3	6	3	1	7	1	2	1	4	1	4	4	2	1	11				
		1-1	3-3	6-3	3-1	1-1	7-4	1-NC	2-2	1-1	4-2	1-2	4-2	4-1	2-2	1-10	11-4				
		1-3	3-1	6-4	3-NC	1-1	7-2	1-3	5-2	1-NC	4-2	1-2	4-2	4-15	2-2	1-1	11-2				
2 BAGNAIA Francesco	382	5	4	4	7	2	2	2	1	4	2	2	3	1	1	4	2				
		5-4	4-4	4-8	7-NC	2-NC	2-NC	2-1	1-1	4-3	2-NC	2-1	3-9	1-2	1-1	4-1	2-1				
		5-1	4-NC	4-5	7-1	2-3	2-1	5-1	1-1	4-1	2-3	2-1	3-NC	1-2	1-NC	4-3	2-1				
3 BASTIANINI Enea	313	3	1	5	9	10	11	5	11	9	3	7	14	8	3	5	4				
		3-6	1-6	5-6	9-NC	10-4	11-5	5-NC	11-4	9-4	3-1	7-4	14-7	8-4	3-3	5-2	4-2				
		3-5	1-2	5-3	9-5	10-4	11-18	4-2	10-3	9-4	3-1	7-3	14-5	8-3	3-1	5-NC	4-4				
4 MARQUEZ Marc	311	6	8	3	1	13	14	4	7	13	7	3	1	9	7	12	9				
		6-5	8-2	3-2	1-6	13-2	14-2	4-2	7-NC	13-6	7-NC	3-NC	1-1	9-5	7-4	12-3	9-3				
		6-4	8-16	3-NC	1-2	13-2	14-3	3-4	6-10	13-2	7-4	3-4	1-1	9-1	7-3	12-NC	9-3				
5 BINDER Brad	183	4	10	17	4	22	4	13	9	11	6	12	7	6	4	19	5				
		4-2	10-NC	17-12	4-NC	22-15	4-NC	13-6	9-6	11-8	6-4	12-7	7-6	6-7	4-6	19-13	5-NC				
		4-2	10-4	17-9	4-6	22-8	4-8	13-10	8-6	11-9	6-NL	12-5	7-4	6-4	4-19	19-8	5-6				
6 ACOSTA Pedro	181	8	7	2	10	7	5	7	10	10	9	14	2	5	5	3	1				
		8-8	7-7	2-4	10-2	7-6	5-3	7-3	10-10	10-22	9-5	14-10	2-3	5-6	5-5	3-6	1-NC				
		8-9	7-3	2-2	10-10	7-NC	5-13	7-5	9-NC	10-7	9-9	14-13	2-3	5-17	5-NC	3-2	1-NC				
7 VIÑALES Maverick	163	10	2	1	11	3	12	3	3	7	8	6	12	11	8	10	3				
		10-9	2-1	1-1	11-NC	3-3	12-8	3-5	3-3	7-7	8-8	6-11	12-19	11-11	8-10	10-7	3-9				
		10-10	2-NC	1-1	11-9	3-5	12-12	2-8	2-5	7-12	8-13	6-7	12-NC	11-16	8-6	10-6	3-NC				
8 MORBIDELLI Franco	136	22	17	9	8	9	10	6	8	6	13	8	6	2	10	9	6				
		22-20	17-16	9-10	8-4	9-12	10-11	6-4	8-9	6-5	13-NL	8-6	6-NC	2-3	10-9	9-5	6-5				
		22-18	17-18	9-NC	8-NC	9-7	10-NC	6-6	7-9	6-5	13-10	8-8	6-6	2-NC	10-5	9-4	6-5				
9 BEZZECCHI Marco	134	15	6	10	2	5	16	16	15	12	12	9	13	3	6	2	8				
		15-11	6-11	10-13	2-NC	5-NC	16-9	16-11	15-11	12-10	12-NL	9-8	13-10	3-NC	6-8	2-4	8-10				
		15-14	6-6	10-8	2-3	5-NC	16-11	16-13	14-NC	12-8	12-8	9-6	13-7	3-5	6-4	2-5	8-7				

NC=Not classified NL=Not finished first lap NP=Not started race re-start N2=Not finished first lap race re-start EX=Excluded NS=Not Started DS=Disqualified

These data/results cannot be reproduced, stored and/or transmitted in whole or in part by any manner of electronic, mechanical, photocopying, recording, broadcasting or otherwise now known or herein after developed without the previous express consent by the copyright owner, except for reproduction in daily press and regular printed publications on sale to the public within 60 days of the event related to those data/results and always provided that copyright symbol appears together as follows below.
© DORNA, 2024

	Rider	Points	QAT	POR	AME	SPA	FRA	CAT	ITA	NED	GER	GBR	AUT	ARA	RSM	EMI	INA	JPN	AUS	THA	MAL	VAL
10	DI GIANNANTONIO Fabio	134	7	14	8	5	4	6	14	6	8	10	-	16	14	13	8	7				
			7-NC	14-NC	8-NL	5-13	4-7	6-6	14-7	6-5	8-12	10-9	-	16-15	14-NC	13-18	8-9	7-6				
			7-7	14-10	8-6	5-7	4-6	6-5	14-7	4-4	8-NC	10-5	-	16-8	14-9	13-14	8-NC	7-8				
11	ESPARGARO Aleix	134	2	13	7	12	6	1	9	5	-	1	4	11	13	11	13	15				
			2-3	13-8	7-5	12-NL	6-5	1-1	9-9	5-NC	-	1-3	4-3	11-NL	13-12	11-12	13-16	15-NC				
			2-8	13-8	7-7	12-NC	6-9	1-4	9-11	-	-	1-6	4-9	11-10	13-NC	11-8	13-NL	15-9				
12	MARQUEZ Alex	124	9	12	12	6	17	13	8	4	5	5	11	5	7	21	14	10				
			9-7	12-13	12-14	6-NC	17-14	13-14	8-8	4-8	5-9	5-6	11-20	5-4	7-10	21-13	14-14	10-7				
			9-6	12-NC	12-15	6-4	17-10	13-7	8-9	3-7	5-3	5-7	11-10	5-NC	7-6	21-9	14-NL	10-NL				
13	QUARTARARO Fabio	86	16	9	16	23	8	17	15	13	14	18	15	17	10	9	6	12				
			16-12	9-9	16-15	23-5	8-10	17-10	15-NC	13-7	14-13	18-11	15-12	17-8	10-9	9-7	6-12	12-12				
			16-11	9-7	16-12	23-15	8-NC	17-9	15-18	12-12	14-11	18-11	15-18	17-NC	10-7	9-7	6-7	12-12				
14	OLIVEIRA Miguel	71	14	15	14	14	12	15	11	17	2	15	13	8	18	12	-	-				
			14-13	15-12	14-11	14-8	12-11	15-NC	11-NC	17-12	2-2	15-10	13-13	8-5	18-15	12-11	-	-				
			14-15	15-9	14-11	14-8	12-NC	15-10	11-14	16-15	2-6	15-NL	13-12	8-NL	18-11	12-10	-	-				
15	MILLER Jack	66	11	5	11	15	11	9	19	14	16	11	5	15	12	19	16	14				
			11-10	5-5	11-7	15-14	11-8	9-7	19-12	14-13	16-11	11-7	5-5	15-13	12-8	19-14	16-11	14-8				
			11-21	5-5	11-13	15-NC	11-NC	9-NC	19-16	13-11	16-13	11-12	5-19	15-15	12-8	19-16	16-NL	14-10				
16	FERNANDEZ Raul	56	12	16	13	17	14	3	12	12	3	14	20	9	19	14	11	13				
			12-14	16-10	13-9	17-12	14-9	3-NC	12-10	12-17	3-14	14-12	20-14	9-11	19-17	14-17	11-19	13-11				
			23-NC	16-NC	13-10	17-11	14-11	3-6	12-12	11-8	3-10	14-NL	20-NC	9-16	19-18	14-13	11-10	13-15				
17	ZARCO Johann	36	13	19	19	13	15	18	18	19	19	16	17	10	16	17	7	16				
			13-16	19-NC	19-NC	13-11	15-13	18-NC	18-15	19-16	19-17	16-14	17-15	10-NC	16-13	17-16	7-8	16-14				
			13-12	19-15	19-NC	13-NC	15-12	18-16	18-19	17-13	19-17	16-14	17-21	10-13	16-12	17-15	7-9	16-11				
18	NAKAGAMI Takaaki	28	19	21	21	24	19	20	23	23	17	21	22	18	22	20	18	21				
			19-19	21-17	21-NL	24-10	19-16	20-13	23-16	23-18	17-18	21-17	22-16	18-14	22-20	20-19	18-17	21-NC				
			19-19	21-14	21-NC	24-14	19-14	20-14	23-NC	21-16	17-14	21-15	22-14	18-11	22-13	20-17	18-12	21-13				
19	RINS Alex	20	20	11	15	25	16	8	10	16	-	-	21	21	20	22	15	19				
			20-17	11-NC	15-16	25-15	16-NC	8-12	10-13	16-19	-	-	21-NC	21-17	20-19	-	15-15	19-16				
			20-16	11-13	15-NC	25-13	16-15	8-20	10-15	15-NL	-	-	21-16	21-9	20-19	-	15-11	19-16				
20	MIR Joan	20	17	20	20	20	18	21	17	20	20	20	19	22	-	16	20	17				
			17-15	20-14	20-NC	20-9	18-NC	21-15	17-NC	20-14	20-21	20-16	19-19	22-18	-	16-21	20-NC	17-NC				
			17-13	20-12	20-NC	20-12	18-NC	21-15	17-NC	18-NC	20-18	20-NC	19-17	22-14	-	16-11	20-NC	17-NL				

NC=Not classified NL=Not finished first lap NP=Not started race re-start N2=Not finished first lap race re-start EX=Excluded NS=Not Started DS=Disqualified

These data/results cannot be reproduced, stored and/or transmitted in whole or in part by any manner of electronic, mechanical, photocopying, recording, broadcasting or otherwise now known or herein after developed without the previous express consent by the copyright owner, except for reproduction in daily press and regular printed publications on sale to the public within 60 days of the event related to those data/results and always provided that copyright symbol appears together as follows below.
© DORNA, 2024

Official MotoGP Timing by TISSOT
www.motogp.com



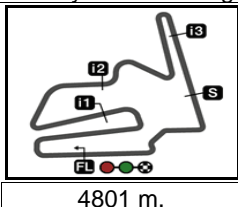
	Rider	Points	QAT	POR	AME	SPA	FRA	CAT	ITA	NED	GER	GBR	AUT	ARA	RSM	EMI	INA	JPN	AUS	THA	MAL	VAL	
21	FERNANDEZ Augusto	20	18	18	18	18	20	19	20	22	15	17	16	19	17	18	21	18					
			18-18	18-15	18-NL	18-7	20-17	19-17	20-17	22-15	15-16	17-13	16-NC	19-12	17-16	18-20	21-NC	18-15					
			18-17	18-11	18-14	18-NC	20-13	19-NC	20-NC	20-14	15-16	17-16	16-15	19-12	17-NC	18-18	21-NC	18-NC					
22	ESPARGARO Pol	12	-	-	-	-	-	-	21	-	-	-	10	-	15	-	-	-					
			-	-	-	-	-	-	-	21-14	-	-	-	10-9	-	15-14	-	-	-				
			-	-	-	-	-	-	-	21-17	-	-	-	10-11	-	15-10	-	-	-				
23	MARINI Luca	7	21	22	22	22	21	22	24	21	18	19	18	20	21	15	17	20					
			21-21	22-18	22-17	22-NC	21-18	22-16	24-19	21-NC	18-15	19-15	18-17	20-16	21-18	15-15	17-18	20-13					
			21-20	22-17	22-16	22-17	21-16	22-17	24-20	19-17	18-15	19-17	18-NC	23-17	-	15-12	17-NL	20-14					
24	PEDROSA Daniel	7	-	-	-	16	-	-	-	-	-	-	-	-	-	-	-	-					
			-	-	-	16-3	-	-	-	-	-	-	-	-	-	-	-	-	-				
			-	-	-	16-NC	-	-	-	-	-	-	-	-	-	-	-	-	-	-			
25	BRADL Stefan	2	-	-	-	19	-	23	-	-	21	-	23	-	23	-	-	-					
			-	-	-	19-NC	-	23-18	-	-	21-19	-	23-NC	-	23-NC	-	-	-	-				
			-	-	-	19-16	-	23-19	-	-	22-20	-	23-22	-	23-14	-	-	-	-				
26	GARDNER Remy	0	-	-	-	-	-	-	-	-	22	22	-	-	-	-	-	23					
			-	-	-	-	-	-	-	-	22-20	22-18	-	-	-	-	-	-	23-18				
			-	-	-	-	-	-	-	-	21-19	22-18	-	-	-	-	-	-	23-17				
27	SAVADORI Lorenzo	0	-	-	-	21	-	-	22	18	-	-	24	-	-	-	-	22					
			-	-	-	21-16	-	-	22-18	18-NC	-	-	-	24-18	-	-	-	-	22-17				
			-	-	-	21-NC	-	-	22-21	-	-	-	-	24-20	-	-	-	-	22-NC				

NC=Not classified NL=Not finished first lap NP=Not started race re-start N2=Not finished first lap race re-start EX=Excluded NS=Not Started DS=Disqualified

These data/results cannot be reproduced, stored and/or transmitted in whole or in part by any manner of electronic, mechanical, photocopying, recording, broadcasting or otherwise now known or herein after developed without the previous express consent by the copyright owner, except for reproduction in daily press and regular printed publications on sale to the public within 60 days of the event related to those data/results and always provided that copyright symbol appears together as follows below.
© DORNA, 2024

Official MotoGP Timing by **TISSOT**
www.motogp.com





MOTUL GRAND PRIX OF JAPAN
Official Starting Grid

Race : 24 laps = 115.224 km

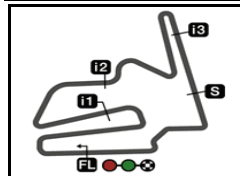
1	1 1'43.018 31 Pedro ACOSTA KTM	2 1'43.264 1 Francesco BAGNAIA Ducati	3 1'43.441 12 Maverick VIÑALES Aprilia
2	4 1'43.539 23 Enea BASTIANINI Ducati	5 1'43.661 33 Brad BINDER KTM	6 1'43.828 21 Franco MORBIDELLI Ducati
3	7 1'43.998 49 Fabio DI GIANNANTONIO Ducati	8 1'44.073 72 Marco BEZZECCHI Ducati	9 1'44.136 93 Marc MARQUEZ Ducati
4	10 1'44.263 73 Alex MARQUEZ Ducati	11 1'44.303 89 Jorge MARTIN Ducati	12 1'44.497 20 Fabio QUARTARARO Yamaha
5	13 1'44.122 25 Raul FERNANDEZ Aprilia	14 1'44.193 43 Jack MILLER KTM	15 1'44.202 41 Aleix ESPARGARO Aprilia
6	16 1'44.302 5 Johann ZARCO Honda	17 1'44.498 36 Joan MIR Honda	18 1'44.547 37 Augusto FERNANDEZ KTM
7	19 1'44.552 42 Alex RINS Yamaha	20 1'44.648 10 Luca MARINI Honda	21 1'44.886 30 Takaaki NAKAGAMI Honda
8	22 1'45.422 32 Lorenzo SAVADORI Aprilia	23 1'45.594 87 Remy GARDNER Yamaha	

The results are provisional until the end of the limit for protest and appeals and until the ratification of the Event Management Committee.

Time limit for protest expires 60' at the latest after publication of the results - Time:

These data/results cannot be reproduced, stored and/or transmitted in whole or in part by any manner of electronic, mechanical, photocopying, recording, broadcasting or otherwise now known or herein after developed without the previous express consent by the copyright owner, except for reproduction in daily press and regular printed publications on sale to the public within 60 days of the event related to those data/results and always provided that copyright symbol appears together as follows below.

© DORNA, 2024



MOTUL GRAND PRIX OF JAPAN

Race

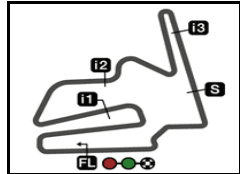
Top Speed & Average



Rider	Nation	Motorcycle	Top 5 speeds					Average	Top
89 Jorge MARTIN	SPA	DUCATI	315.7	313.9	313.0	313.0	313.0	313.6	315.7
12 Maverick VIÑALES	SPA	APRILIA	314.8	313.0	313.0	312.1	312.1	312.7	314.8
23 Enea BASTIANINI	ITA	DUCATI	314.8	313.9	313.9	313.0	313.0	313.4	314.8
41 Aleix ESPARGARO	SPA	APRILIA	314.8	313.0	313.0	312.1	312.1	312.7	314.8
72 Marco BEZZECCHI	ITA	DUCATI	314.8	314.8	314.8	313.0	313.0	313.7	314.8
10 Luca MARINI	ITA	HONDA	313.9	312.1	312.1	311.2	310.3	311.5	313.9
21 Franco MORBIDELLI	ITA	DUCATI	313.9	313.9	313.0	313.0	313.0	313.4	313.9
33 Brad BINDER	RSA	KTM	313.9	312.1	311.2	311.2	311.2	311.7	313.9
49 Fabio DI GIANNANTONIO	ITA	DUCATI	313.9	313.0	313.0	312.1	312.1	312.6	313.9
1 Francesco BAGNAIA	ITA	DUCATI	313.0	312.1	312.1	312.1	312.1	312.3	313.0
31 Pedro ACOSTA	SPA	KTM	313.0	313.0	312.1	312.1	312.1	312.5	313.0
93 Marc MARQUEZ	SPA	DUCATI	313.0	312.1	312.1	311.2	310.3	311.0	313.0
25 Raul FERNANDEZ	SPA	APRILIA	312.1	312.1	310.3	310.3	310.3	310.9	312.1
43 Jack MILLER	AUS	KTM	312.1	310.3	309.4	309.4	309.4	310.1	312.1
5 Johann ZARCO	FRA	HONDA	310.3	310.3	310.3	310.3	310.3	310.3	310.3
30 Takaaki NAKAGAMI	JPN	HONDA	310.3	308.5	308.5	308.5	308.5	308.8	310.3
37 Augusto FERNANDEZ	SPA	KTM	310.3	310.3	309.4	302.5	300.8	306.7	310.3
42 Alex RINS	SPA	YAMAHA	309.4	309.4	309.4	308.5	308.5	308.7	309.4
87 Remy GARDNER	AUS	YAMAHA	309.4	309.4	309.4	309.4	306.8	308.3	309.4
20 Fabio QUARTARARO	FRA	YAMAHA	308.5	308.5	307.6	307.6	307.6	307.9	308.5
73 Alex MARQUEZ	SPA	DUCATI	306.8					306.8	306.8
32 Lorenzo SAVADORI	ITA	APRILIA	300.8	292.6				296.7	300.8
36 Joan MIR	SPA	HONDA	294.2					294.2	294.2

These data/results cannot be reproduced, stored and/or transmitted in whole or in part by any manner of electronic, mechanical, photocopying, recording, broadcasting or otherwise now known or herein after developed without the previous express consent by the copyright owner, except for reproduction in daily press and regular printed publications on sale to the public within 60 days of the event related to those data/results and always provided that copyright symbol appears together as follows below.

© DORNA, 2024




4801 m.

MOTUL GRAND PRIX OF JAPAN

Race

Fastest Laps Sequence

<i>Lap</i>	<i>Race Time</i>	 <i>Rider</i>	<i>Nation</i>	<i>Motorcycle</i>	<i>Time</i>	<i>Km/h</i>	<i>Riders's Lap</i>
2	3'36.032	1 Francesco BAGNAIA	ITA	DUCATI	1'44.819	164.8	2
3	5'20.656	1 Francesco BAGNAIA	ITA	DUCATI	1'44.624	165.1	3
4	7'05.175	1 Francesco BAGNAIA	ITA	DUCATI	1'44.519	165.3	4
5	8'51.130	89 Jorge MARTIN	SPA	DUCATI	1'44.461	165.4	5

These data/results cannot be reproduced, stored and/or transmitted in whole or in part by any manner of electronic, mechanical, photocopying, recording, broadcasting or otherwise now known or herein after developed without the previous express consent by the copyright owner, except for reproduction in daily press and regular printed publications on sale to the public within 60 days of the event related to those data/results and always provided that copyright symbol appears together as follows below.

© DORNA, 2024

Official MotoGP Timing by TISSOT
www.motogp.com



Motegi, Sunday, October 06, 2024