

4226 m.

GRAN PREMIO RED BULL DI SAN MARINO E DELLA RIVIERA**Race Nr.2****Classification after 15 laps = 63.39 km****Rookies Cup**

Pos	Rider	Nation	Team	Motorcycle	Total Time	Km/h	Gap
1	25 73 Valentin PERRONE	ARG	Red Bull Rookies - Argentina	KTM	26'37.955	142.8	
2	20 83 Alvaro CARPE	SPA	Red Bull Rookies - Spain	KTM	26'38.016	142.8	0.061
3	16 51 Brian URIARTE	SPA	Red Bull Rookies - Spain	KTM	26'38.342	142.7	0.387
4	13 54 Veda PRATAMA	INA	Red Bull Rookies - Indonesia	KTM	26'39.161	142.7	1.206
5	11 27 Rico SALMELA	FIN	Red Bull Rookies - Finland	KTM	26'39.282	142.6	1.327
6	10 94 Guido PINI	ITA	Red Bull Rookies - Italy	KTM	26'39.258	142.6	1.303
7	9 13 Hakim DANISH	MAL	Red Bull Rookies - Malaysia	KTM	26'39.330	142.6	1.375
8	8 50 Carter THOMPSON	AUS	Red Bull Rookies - Australia	KTM	26'39.422	142.6	1.467
9	7 11 Ruché MOODLEY	RSA	Red Bull Rookies - South Africa	KTM	26'39.628	142.6	1.673
10	6 47 Dodo BOGGIO	ITA	Red Bull Rookies - Italy	KTM	26'39.640	142.6	1.685
11	5 31 Giulio PUGLIESE	ITA	Red Bull Rookies - Italy	KTM	26'39.644	142.6	1.689
12	4 95 Marco MORELLI	ARG	Red Bull Rookies - Argentina	KTM	26'39.837	142.6	1.882
13	3 70 Kristian DANIEL	USA	Red Bull Rookies - United States	KTM	26'40.096	142.6	2.141
14	2 24 Guillem PLANQUES	FRA	Red Bull Rookies - France	KTM	26'40.395	142.5	2.440
15	1 57 Leonardo ZANNI	ITA	Red Bull Rookies - Italy	KTM	26'49.954	141.7	11.999
16	48 Lenox PHOMMARA	SWI	Red Bull Rookies - Switzerland	KTM	26'50.062	141.7	12.107
17	5 Leo RAMMERSTORFER	AUT	Red Bull Rookies - Austria	KTM	26'50.407	141.7	12.452
18	16 Joel PONS	SPA	Red Bull Rookies - Spain	KTM	26'50.200	141.7	12.245
19	56 Kevin FARKAS	HUN	Red Bull Rookies - Hungary	KTM	26'50.508	141.6	12.553
20	20 Jakkreephat PHUETTISA	THA	Red Bull Rookies - Thailand	KTM	27'01.266	140.7	23.311
21	44 Milan PAWELEC	POL	Red Bull Rookies - Poland	KTM	27'01.364	140.7	23.409
22	7 Rocco SESSLER	GER	Red Bull Rookies - Germany	KTM	27'01.473	140.7	23.518
23	52 Evan BELFORD	GBR	Red Bull Rookies - Great Britain	KTM	27'01.638	140.7	23.683
24	45 Kgopotso MONONYANE	RSA	Red Bull Rookies - South Africa	KTM	27'03.694	140.5	25.739
Not classified							
	4 Sullivan MOUNSEY	GBR	Red Bull Rookies - Great Britain	KTM	21'30.876	141.4	3 laps

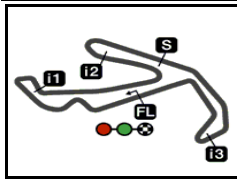
The results are provisional until the end of the limit for protest and appeals.

Time limit for protest expires 60' after publication of the results - Time:

DORNA DATA PROCESSING TIMING SERVICE DORNA DATA PROCESSING TIMING SERVICE DORNA DATA PROCESSING TIMING SERVICE DORNA DATA PROCESSING TIMING SERVICE DORNA DATA PROCESSING TIMING SERVICE DORNA DATA PROCESSING TIMING SERVICE DORNA DATA PROCESSING TIMING SERVICE DORNA DATA PROCESSING




RookiesCup



4226 m.

GRAN PREMIO RED BULL DI SAN MARINO E DELLA RIVIERA Race Nr.2 Classification after 15 laps = 63.39 km

Pos	 Rider	Nation	Team	Motorcycle	Total Time	Km/h	Gap
-----	---	--------	------	------------	------------	------	-----

Race condition: Dry

Air: 28°

Humidity: 57%

Ground: 27°

Pole Position:

Fastest Lap (New record):

Best Race Lap:

All-Time Lap Record:

Lap 7	Guido PINI	1'45.176	144.6 Km/h
2024	Rico SALMELA	1'45.225	144.5 Km/h
2024	Valentin PERRONE	1'44.723	145.2 Km/h

8:35'05

8:41'16

8:44'59

8:47'29

8:49'00

8:49'15 Leonardo ZANNI

8:56'21 Leonardo ZANNI

8:59'15 Kgopotso MONONYANE

9:07'43 Kgopotso MONONYANE

9:09'26 Joel PONS

9:09'45 Sullivan MOUNSEY

9:12'23 Kgopotso MONONYANE

9:12'32 Evan BELFORD

9:18'47 Guido PINI

9:18'47 Joel PONS

SIGHTING LAP START

All bikes on grid

WARM UP LAP START

RACE START

No jump starts

double long lap penalty

double long lap penalty - COMPLETED

track limits warning

long lap penalty due to exceeding track limit

track limits warning

crashed out - Rider OK

long lap penalty - COMPLETED

track limits warning

to drop 1 position due to exceeding track limit on the last lap

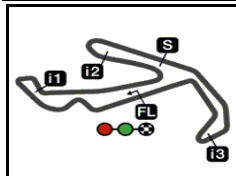
to drop 1 position due to exceeding track limit on the last lap

The results are provisional until the end of the limit for protest and appeals.

Time limit for protest expires 60' after publication of the results - Time:

DORNA DATA PROCESSING TIMING SERVICE DORNA DATA PROCESSING TIMING SERVICE DORNA DATA PROCESSING TIMING SERVICE DORNA DATA PROCESSING TIMING SERVICE DORNA DATA PROCESSING TIMING SERVICE DORNA DATA PROCESSING TIMING SERVICE DORNA DATA PROCESSING
TIMING SERVICE DORNA DATA PROCESSING TIMING SERVICE DORNA DATA PROCESSING TIMING SERVICE DORNA DATA PROCESSING TIMING SERVICE DORNA DATA PROCESSING

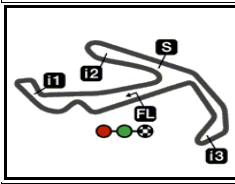




4226 m.

GRAN PREMIO RED BULL DI SAN MARINO E DELLA RIVIERA**Race Nr.2****Top Speed & Average****Rookies Cup**

<i>Rider</i>	<i>Nation</i>	<i>Motorcycle</i>	<i>Top 5 speeds</i>					<i>Average</i>	<i>Top</i>
27 Rico SALMELA	FIN	KTM	201.8	201.1	199.6	199.6	199.2	199.9	201.8
31 Giulio PUGLIESE	ITA	KTM	201.8	201.4	201.4	201.1	201.1	201.4	201.8
11 Ruché MOODLEY	RSA	KTM	201.4	201.4	200.7	200.7	200.3	200.9	201.4
20 Jakkreephat PHUETTISAN	THA	KTM	201.4	198.8	198.5	197.0	196.3	197.6	201.4
50 Carter THOMPSON	AUS	KTM	201.1	200.7	200.7	200.7	200.7	200.8	201.1
73 Valentin PERRONE	ARG	KTM	201.1	198.1	196.3	195.2	194.5	196.6	201.1
83 Alvaro CARPE	SPA	KTM	201.1	200.0	199.6	198.5	198.5	199.5	201.1
95 Marco MORELLI	ARG	KTM	201.1	200.7	200.3	200.0	198.8	200.2	201.1
54 Veda PRATAMA	INA	KTM	200.7	200.3	199.6	199.2	198.8	199.6	200.7
56 Kevin FARKAS	HUN	KTM	200.7	200.7	200.3	200.3	200.3	200.5	200.7
70 Kristian DANIEL	USA	KTM	200.3	200.3	199.6	199.2	199.2	199.7	200.3
5 Leo RAMMERSTORFER	AUT	KTM	200.0	197.0	196.3	196.0	196.0	197.1	200.0
24 Guillem PLANQUES	FRA	KTM	200.0	199.2	198.8	198.8	198.5	199.1	200.0
51 Brian URIARTE	SPA	KTM	200.0	199.2	198.8	198.5	198.5	199.0	200.0
4 Sullivan MOUNSEY	GBR	KTM	199.6	198.5	198.1	198.1	197.8	198.3	199.6
47 Dodo BOGGIO	ITA	KTM	199.6	198.8	198.8	198.8	198.5	198.9	199.6
13 Hakim DANISH	MAL	KTM	198.8	198.5	198.5	198.5	197.8	198.4	198.8
94 Guido PINI	ITA	KTM	198.8	198.8	198.1	197.8	197.4	198.2	198.8
48 Lenoxx PHOMMARA	SWI	KTM	198.5	196.7	196.7	196.7	196.0	196.9	198.5
57 Leonardo ZANNI	ITA	KTM	198.1	197.4	197.0	196.7	196.3	197.1	198.1
16 Joel PONS	SPA	KTM	197.8	197.8	197.8	197.4	197.4	197.6	197.8
7 Rocco SESSLER	GER	KTM	196.7	196.0	195.6	194.9	194.2	195.5	196.7
52 Evan BELFORD	GBR	KTM	196.7	195.6	194.9	194.9	194.5	195.3	196.7
45 Kgopotso MONONYANE	RSA	KTM	196.0	195.6	195.2	194.9	194.9	195.3	196.0
44 Milan PAWELEC	POL	KTM	193.8	193.8	193.2	192.8	192.8	193.3	193.8




4226 m.

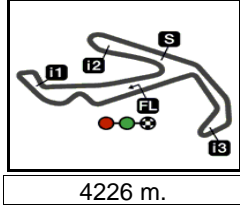
Rookies Cup

GRAN PREMIO RED BULL DI SAN MARINO E DELLA RIVIERA

Race Nr.2

Fastest Laps Sequence

<i>Lap</i>	<i>Race Time</i>	 <i>Rider</i>	<i>Nation</i>	<i>Motorcycle</i>	<i>Time</i>	<i>Km/h</i>	<i>Riders's Lap</i>
2	3'39.785	73 Valentin PERRONE	ARG	KTM	1'46.406	142.9	2
2	3'39.996	51 Brian URIARTE	SPA	KTM	1'46.327	143.0	2
2	3'40.300	54 Veda PRATAMA	INA	KTM	1'45.594	144.0	2
2	3'40.634	13 Hakim DANISH	MAL	KTM	1'45.505	144.1	2
2	3'41.164	50 Carter THOMPSON	AUS	KTM	1'45.489	144.2	2
7	12'30.516	94 Guido PINI	ITA	KTM	1'45.176	144.6	7



RookiesCup

GRAN PREMIO RED BULL DI SAN MARINO E DELLA RIVIERA

Race Nr.2

Chronological Analysis of Performances

* Lap / Sector time cancelled

T1 Time from finish line to 1st intermediate

T3 Time from 2nd intermed. to 3rd intermed.

P Crossing the finish line in pit lane

T2 Time from 1st intermed. to 2nd intermed.

T4 Time from 3rd intermediate to finish line

Lap	Lap Time	T1	T2	T3	T4	Speed	Lap	Lap Time	T1	T2	T3	T4	Speed
1st 73 Valentin PERRONE Red Bull Rookies - Ar ARG Runs=1 Total laps=15 Full laps=14 Valid laps=13							9	1'45.660	28.155	24.708	29.606	23.191	198.1
1	1'53.379	35.004	25.205	29.649	23.521	192.1	10	1'46.536 *	28.231	24.913	30.128*	23.264	198.5
2	1'46.406	28.189	25.117	29.594	23.506	192.5	11	1'46.205	28.195	24.813	29.839	23.358	198.8
3	1'46.275 *	28.159	25.189	29.540*	23.387	190.4	12	1'45.914	28.184	24.724	29.585	23.421	197.8
4	1'46.031	27.997	25.188	29.456	23.390	194.5	13	1'45.751	28.001	24.865	29.576	23.309	196.3
5	1'45.927	28.027	25.070	29.480	23.350	193.2	14	1'46.327	28.126	25.136	29.850	23.215	199.2
6	1'46.029	28.070	25.024	29.588	23.347	192.5	15	1'45.603	27.681	24.990	29.649	23.283	191.8
7	1'45.843	27.970	24.988	29.519	23.366	193.5	4th 54 Veda PRATAMA Red Bull Rookies - Ind INA Runs=1 Total laps=15 Full laps=14 Valid laps=14						
8	1'46.101	28.210	24.958	29.576	23.357	198.1	1	1'54.706	35.662	25.707	29.908	23.429	193.5
9	1'45.787	27.847	25.033	29.434	23.473	194.2	2	1'45.594	27.912	24.829	29.470	23.383	198.8
10	1'46.498	28.044	25.353	29.743	23.358	195.2	3	1'45.958	27.959	25.343	29.391	23.265	200.3
11	1'46.120	28.278	24.900	29.630	23.312	201.1	4	1'46.132	27.963	24.894	29.756	23.519	197.0
12	1'45.843	28.250	24.843	29.384	23.366	196.3	5	1'46.213	28.023	24.973	29.758	23.459	198.8
13	1'45.807	27.928	25.024	29.456	23.399	193.8	6	1'45.741	27.860	24.962	29.670	23.249	198.5
14	1'46.288	28.223	25.141	29.650	23.274	194.5	7	1'45.589	27.978	24.887	29.428	23.296	196.7
15	1'45.621	27.764	25.089	29.519	23.249	194.2	8	1'46.047	28.013	25.047	29.541	23.446	194.2
2nd 83 Alvaro CARPE Red Bull Rookies - Sp SPA Runs=1 Total laps=15 Full laps=14 Valid laps=13							9	1'45.951	28.128	24.906	29.549	23.368	199.6
1	1'53.416	35.121	25.256	29.638	23.401	195.2	10	1'46.325	28.004	25.175	29.705	23.441	197.8
2	1'46.439	28.283	25.081	29.639	23.436	196.0	11	1'45.998	27.909	24.965	29.727	23.397	193.8
3	1'46.271	28.193	25.262	29.532	23.284	195.2	12	1'46.020	27.924	25.152	29.658	23.286	194.2
4	1'46.317	28.213	24.872	29.721	23.511	198.5	13	1'46.504	28.468	24.997	29.494	23.545	199.2
5	1'45.614	27.820	25.067	29.538	23.189	194.9	14	1'46.119	27.957	25.018	29.795	23.349	200.7
6	1'46.050	28.140	25.051	29.583	23.276	194.9	15	1'46.264	27.708	24.849	29.878	23.829	198.1
7	1'45.921	28.068	24.980	29.595	23.278	198.1	5th 27 Rico SALMELA Red Bull Rookies - Fin FIN Runs=1 Total laps=15 Full laps=14 Valid laps=13						
8	1'46.030	28.216	24.906	29.581	23.327	198.5	1	1'54.810	36.132	25.396	29.849	23.433	194.5
9	1'45.779	27.892	24.985	29.458	23.444	196.7	2	1'45.775	27.941	24.893	29.405	23.536	197.0
10	1'46.574 *	28.221	25.029	29.921*	23.403	199.6	3	1'46.152	28.230	25.058	29.584	23.280	198.1
11	1'45.918	28.008	24.808	29.729	23.373	197.8	4	1'46.262	28.232	24.727	29.701	23.602	199.2
12	1'46.898	27.965	25.999	29.568	23.366	201.1	5	1'45.849	28.159	24.763	29.633	23.294	199.6
13	1'45.364	27.756	24.892	29.502	23.214	200.0	6	1'45.729	28.035	24.848	29.648	23.198	199.2
14	1'45.787	28.043	24.946	29.627	23.171	197.0	7	1'45.726	28.208	24.720	29.609	23.189	199.2
15	1'45.638	27.821	25.104	29.574	23.139	192.8	8	1'46.086	28.425	24.937	29.353	23.371	199.6
3rd 51 Brian URIARTE Red Bull Rookies - Sp SPA Runs=1 Total laps=15 Full laps=14 Valid laps=13							9	1'46.121 *	28.326	24.771	29.817*	23.207	196.3
1	1'53.669	35.398	25.121	29.752	23.398	195.2	10	1'46.200	28.195	24.681	30.000	23.324	198.5
2	1'46.327	28.206	25.009	29.721	23.391	196.3	11	1'45.866	28.237	24.702	29.661	23.266	201.1
3	1'46.421	28.162	25.351	29.642	23.266	196.7	12	1'45.976	28.193	24.812	29.594	23.377	198.5
4	1'46.125	28.155	24.863	29.673	23.434	197.8	13	1'46.229	28.254	24.890	29.640	23.445	199.2
5	1'45.873	28.067	24.994	29.582	23.230	197.4	14	1'46.249	28.065	25.045	29.757	23.382	201.8
6	1'45.768	27.938	24.982	29.635	23.213	197.4	15	1'46.252	27.998	24.821	29.644	23.789	198.1
7	1'46.222	28.330	24.824	29.861	23.207	200.0	Fastest Lap: Guido PINI Red Bull Rookies - Ital ITA 1'45.176 27.722 24.770 29.460 23.224						
8	1'45.941	28.242	24.962	29.466	23.271	198.5							

DORNA DATA PROCESSING TIMING SERVICE DORNA DATA PROCESSING TIMING SERVICE DORNA DATA PROCESSING TIMING SERVICE DORNA DATA PROCESSING TIMING SERVICE DORNA DATA PROCESSING TIMING SERVICE DORNA DATA PROCESSING TIMING SERVICE DORNA DATA PROCESSING TIMING SERVICE DORNA DATA PROCCESSS



Race Nr.2

RookiesCup

Lap	Lap Time	T1	T2	T3	T4	Speed	Lap	Lap Time	T1	T2	T3	T4	Speed	
6th	94	Guido PINI Red Bull Rookies - Ital ITA						1	1'54.127	36.023	25.099	29.647	23.358	196.3
		Runs=1	Total laps=15	Full laps=14	Valid laps=12		2	1'46.366	28.267	24.905	29.528	23.666	198.1	
1	1'55.482	35.738	26.091	29.951	23.702	196.7	3	1'46.126	28.005	25.178	29.649	23.294	198.5	
2	1'45.625	27.914	24.851	29.567	23.293	193.8	4	1'45.978	28.071	24.817	29.755	23.335	200.0	
3	1'45.802	27.819	24.933	29.714	23.336	196.3	5	1'46.100	28.163	24.751	29.873	23.313	197.4	
4	1'45.916	27.897	24.807	29.857	23.355	197.8	6	1'45.768	27.915	24.939	29.719	23.195	199.6	
5	1'46.395	28.073	25.532	29.617	23.173	196.7	7	1'45.743	28.200	24.762	29.576	23.205	200.3	
6	1'46.120	27.899	24.689	29.842	23.690	194.2	8	1'45.956	28.207	24.875	29.619	23.255	198.8	
7	1'45.176	27.722	24.770	29.460	23.224	197.4	9	1'45.977	28.144	24.841	29.845	23.147	199.2	
8	1'46.017	28.310	24.847	29.707	23.153	198.8	10	1'46.748	28.692	24.683	30.061	23.312	200.7	
9	1'45.740	28.049	24.718	29.761	23.212	198.1	11	1'46.655	29.131	24.644	29.512	23.368	200.7	
10	1'46.094	28.037	24.920	29.845	23.292	197.0	12	1'45.801	28.252	24.641	29.557	23.351	201.4	
11	1'46.172 *	27.936	24.995	29.883*	23.358	194.9	13	1'46.521	28.049	24.858	30.346	23.268	193.5	
12	1'45.943	27.872	24.878	29.780	23.413	193.5	14	1'45.311	27.847	24.489	29.565	23.410	201.4	
13	1'45.659	27.967	25.000	29.458	23.234	192.8	15	1'46.451	27.992	24.780	29.651	24.028	200.0	
14	1'46.617	27.937	25.310	30.025	23.345	193.2								
15	1'46.500 *	28.100	24.913	29.648*	23.839	198.8								
7th	13	Hakim DANISH Red Bull Rookies - Ma MAL						1	1'56.425	37.086	25.605	29.826	23.908	198.8
		Runs=1	Total laps=15	Full laps=14	Valid laps=13		2	1'46.174	28.176	25.038	29.598	23.362	196.7	
1	1'55.129	36.255	25.433	29.925	23.516	197.0	3	1'45.817	28.001	24.840	29.614	23.362	196.7	
2	1'45.505	27.800	25.017	29.301	23.387	197.0	4	1'45.768	28.136	24.975	29.464	23.193	197.8	
3	1'46.483	28.046	25.403	29.742	23.292	197.0	5	1'45.911	28.168	24.812	29.542	23.389	197.4	
4	1'45.935	27.943	24.858	29.721	23.413	197.0	6	1'45.769	28.157	24.844	29.579	23.189	194.9	
5	1'45.753	27.966	24.859	29.587	23.341	197.0	7	1'45.808	28.000	25.052	29.508	23.248	196.7	
6	1'45.960	27.916	24.978	29.819	23.247	192.8	8	1'45.667	27.825	24.791	29.599	23.452	198.8	
7	1'46.005	28.119	24.931	29.603	23.352	198.8	9	1'45.783	28.149	24.728	29.438	23.468	199.6	
8	1'46.301	28.237	24.931	29.697	23.436	197.8	10	1'46.204	28.205	25.104	29.669	23.226	198.1	
9	1'46.175 *	28.526	24.788	29.427	23.434*	197.0	11	1'45.959	28.151	24.920	29.427	23.461	198.5	
10	1'45.983	28.175	25.080	29.371	23.357	195.6	12	1'46.369	28.162	24.855	30.088	23.264	194.2	
11	1'45.933	28.131	24.896	29.451	23.455	198.5	13	1'46.008	28.174	24.833	29.762	23.239	198.8	
12	1'46.340	28.180	24.954	29.795	23.411	197.4	14	1'45.730	27.879	24.890	29.717	23.244	197.8	
13	1'45.912	28.210	24.818	29.703	23.181	197.0	15	1'46.248	27.956	24.853	29.733	23.706	198.1	
14	1'45.575	27.810	24.845	29.619	23.301	198.5								
15	1'46.341	27.731	24.877	29.815	23.918	198.5								
8th	50	Carter THOMPSON Red Bull Rookies - Au AUS						1	1'56.018	36.373	25.641	30.268	23.736	191.4
		Runs=1	Total laps=15	Full laps=14	Valid laps=13		2	1'45.951	28.049	24.953	29.614	23.335	201.4	
1	1'55.675	36.555	25.422	29.902	23.796	194.9	3	1'45.991	28.204	24.805	29.626	23.356	199.6	
2	1'45.489	28.026	24.883	29.354	23.226	196.7	4	1'45.890	28.310	24.824	29.426	23.330	198.8	
3	1'45.789 *	28.127	24.808	29.597	23.257*	198.8	5	1'45.741	28.128	24.789	29.485	23.339	200.7	
4	1'46.166	28.578	24.896	29.439	23.253	198.8	6	1'45.897	28.095	24.756	29.507	23.539	200.3	
5	1'46.008	28.302	24.922	29.522	23.262	196.7	7	1'45.626	28.055	24.782	29.469	23.320	200.3	
6	1'46.257	28.127	24.774	29.580	23.776	199.2	8	1'45.997	28.079	24.780	29.625	23.513	200.3	
7	1'45.417	27.961	24.898	29.373	23.185	198.8	9	1'45.671	28.029	24.737	29.594	23.311	201.4	
8	1'45.820	28.116	24.867	29.557	23.280	201.1	10	1'46.319	28.279	24.814	29.816	23.410	201.8	
9	1'45.760	28.284	24.736	29.646	23.094	199.6	11	1'45.951	28.181	24.781	29.546	23.443	201.1	
10	1'46.283	28.183	24.771	29.882	23.447	200.7	12	1'46.241	28.210	24.878	29.605	23.548	200.7	
11	1'46.213	28.196	24.881	29.744	23.392	200.7	13	1'46.450	28.322	24.785	30.005	23.338	197.4	
12	1'46.302	28.257	24.961	29.665	23.419	197.8	14	1'45.910	28.234	24.853	29.513	23.310	200.3	
13	1'46.191	28.057	24.932	29.930	23.272	194.2	15	1'45.991	28.087	24.721	29.660	23.523	201.1	
14	1'46.260	28.076	25.014	29.590	23.580	200.7								
15	1'45.792	27.895	24.828	29.479	23.590	200.7								
9th	11	Ruché MOODLEY Red Bull Rookies - So RSA						1	1'55.076	35.852	25.581	30.022	23.621	190.4
		Runs=1	Total laps=15	Full laps=14	Valid laps=14		2	1'46.665	28.155	25.238	29.872	23.400	193.5	

Fastest Lap: Guido PINI Red Bull Rookies - Ital ITA **1'45.176** 27.722 24.770 29.460 23.224

DORNA DATA PROCESSING TIMING SERVICE DORNA DATA PROCESSING TIMING SERVICE DORNA DATA PROCESSING TIMING SERVICE DORNA DATA PROCESSING TIMING SERVICE DORNA DATA PROCESSING TIMING SERVICE DORNA DATA PROCESSING TIMING SERVICE DORNA DATA PROCESSING TIMING SERVICE DORNA DATA PROCESSING TIMING SERVICE DORNA DATA PROCEESSS



Race Nr.2

RookiesCup

Lap	Lap Time	T1	T2	T3	T4	Speed	Lap	Lap Time	T1	T2	T3	T4	Speed
3	1'46.078	28.118	24.840	29.595	23.525	196.7	5	1'49.337	28.370	25.161	31.969	23.837	196.7
4	1'46.290	28.532	24.978	29.490	23.290	197.4	6	1'46.109	28.314	24.854	29.770	23.171	193.8
5	1'45.864	28.053	24.842	29.585	23.384	197.8	7	1'46.318	28.193	25.148	29.685	23.292	193.2
6	1'46.150 *	28.115	25.124	29.624*	23.287	197.4	8	1'45.860	27.983	24.950	29.629	23.298	193.8
7	1'45.628	28.047	24.878	29.552	23.151	198.5	9	1'45.998	27.860	25.014	29.678	23.446	195.2
8	1'45.659	27.961	24.802	29.572	23.324	200.0	10	1'46.142 *	28.032	25.166	29.571	23.373*	194.2
9	1'46.081	28.317	24.849	29.558	23.357	198.5	11	1'46.542 *	28.058	25.175	29.945*	23.364	191.8
10	1'46.320	28.013	25.133	29.910	23.264	200.7	12	1'46.080	28.147	24.954	29.659	23.320	193.8
11	1'46.201	28.423	24.973	29.541	23.264	198.8	13	1'46.605	28.190	25.113	29.905	23.397	191.4
12	1'46.145	28.063	24.859	29.891	23.332	194.2	14	1'47.319	28.601	24.966	30.046	23.706	192.8
13	1'45.853	28.065	24.703	29.791	23.294	201.1	15	1'45.984	27.788	25.082	29.808	23.306	191.1
14	1'45.883 *	28.064	24.838	29.756*	23.225	200.3							
15	1'45.944	28.118	24.994	29.488	23.344	196.3							

16th 48 Lenox PHOMMAR Red Bull Rookies - Sw SWI
 Runs=1 Total laps=15 Full laps=14 Valid laps=14

13th 70 Kristian DANIEL Red Bull Rookies - Uni USA
 Runs=1 Total laps=15 Full laps=14 Valid laps=14

1	1'55.256	36.477	25.293	29.819	23.667	197.8
2	1'46.355	28.359	24.920	29.602	23.474	197.0
3	1'46.206	28.123	25.084	29.632	23.367	198.5
4	1'45.969	28.061	24.881	29.571	23.456	197.0
5	1'45.664	27.939	24.872	29.444	23.409	199.2
6	1'45.995	28.065	24.816	29.538	23.576	198.1
7	1'45.906	28.205	24.906	29.441	23.354	198.5
8	1'45.859	27.968	24.855	29.600	23.436	200.3
9	1'45.710	28.077	24.814	29.473	23.346	199.2
10	1'46.732	28.319	25.273	29.733	23.407	197.8
11	1'45.790	28.003	24.894	29.442	23.451	198.5
12	1'46.517	28.172	24.985	29.951	23.409	193.8
13	1'46.315	28.111	24.994	29.743	23.467	200.3
14	1'45.468	27.916	24.881	29.454	23.217	198.8
15	1'46.354	28.152	25.508	29.369	23.325	199.6

1	1'57.238	37.351	25.699	29.966	24.222	198.5
2	1'47.101	28.552	25.478	29.679	23.392	195.2
3	1'47.777	28.492	25.199	30.375	23.711	195.2
4	1'46.870	28.133	25.125	29.979	23.633	194.2
5	1'47.353	28.637	25.156	30.052	23.508	193.5
6	1'46.656	28.154	25.112	29.950	23.440	187.5
7	1'46.668	28.438	25.170	29.687	23.373	195.6
8	1'45.817	27.941	24.949	29.585	23.342	193.8
9	1'46.054	27.865	25.078	29.562	23.549	195.2
10	1'46.403	28.070	25.068	29.759	23.506	196.7
11	1'46.441	28.038	25.194	29.735	23.474	196.7
12	1'46.066	28.094	24.912	29.649	23.411	196.0
13	1'46.270	28.018	25.004	29.871	23.377	196.7
14	1'47.497	28.391	25.181	30.076	23.849	191.4
15	1'45.851	27.857	25.003	29.688	23.303	192.8

14th 24 Guillem PLANQUES Red Bull Rookies - Fra FRA
 Runs=1 Total laps=15 Full laps=14 Valid laps=13

1	1'55.874	36.673	25.248	30.223	23.730	192.8
2	1'46.057	28.025	24.972	29.592	23.468	197.4
3	1'46.268	28.067	24.914	29.792	23.495	198.5
4	1'46.301 *	28.259	25.163	29.562	23.317*	198.8
5	1'46.200	28.023	24.949	29.677	23.551	197.0
6	1'45.799	27.904	24.954	29.614	23.327	197.4
7	1'45.603	27.888	24.878	29.595	23.242	197.8
8	1'45.539	27.917	24.858	29.467	23.297	199.2
9	1'46.038	28.271	24.861	29.635	23.271	197.4
10	1'46.067	27.959	25.090	29.650	23.368	200.0
11	1'46.181	28.133	25.003	29.716	23.329	198.1
12	1'46.175	28.046	25.075	29.662	23.392	197.4
13	1'46.418	28.335	24.941	29.639	23.503	198.8
14	1'45.838	27.926	24.996	29.562	23.354	198.1
15	1'46.037	27.949	24.996	29.676	23.416	197.8

17th 5 Leo RAMMERSTOR Red Bull Rookies - Au AUT
 Runs=1 Total laps=15 Full laps=14 Valid laps=14

1	1'56.906	37.238	25.632	29.782	24.254	200.0
2	1'46.638	28.306	25.199	29.577	23.556	197.0
3	1'47.000	28.183	25.287	29.828	23.702	194.2
4	1'47.015	28.582	25.163	29.676	23.594	196.3
5	1'46.800	28.326	25.054	29.871	23.549	193.2
6	1'46.715	28.187	25.221	29.745	23.562	193.2
7	1'46.854	28.342	25.367	29.719	23.426	192.1
8	1'46.898	28.119	25.217	30.050	23.512	191.4
9	1'46.317	27.867	25.322	29.588	23.540	196.0
10	1'46.551	27.960	25.250	29.899	23.442	192.5
11	1'46.224	27.933	25.097	29.770	23.424	194.5
12	1'46.098	27.986	25.031	29.652	23.429	192.8
13	1'46.590	28.328	25.168	29.654	23.440	195.2
14	1'47.789	27.893	25.533	30.476	23.887	190.1
15	1'46.012	28.195	24.946	29.630	23.241	196.0

15th 57 Leonardo ZANNI Red Bull Rookies - Ital ITA
 Runs=1 Total laps=15 Full laps=14 Valid laps=12

1	1'55.933	36.797	25.392	29.856	23.888	198.1
2	1'46.295	28.250	25.134	29.641	23.270	196.3
3	1'46.283	28.082	25.045	29.848	23.308	197.4
4	1'49.149	28.160	25.215	32.341	23.433	197.0

18th 16 Joel PONS Red Bull Rookies - Sp SPA
 Runs=1 Total laps=15 Full laps=14 Valid laps=10

1	1'57.344	37.813	25.607	30.093	23.831	197.4
2	1'46.759	28.597	25.129	29.580	23.453	197.4
3	1'46.551	28.389	25.142	29.642	23.378	196.0
4	1'46.956 *	28.307	25.133	30.089	23.427*	193.8
5	1'46.802 *	28.111	25.292	30.005	23.394*	194.9
6	1'46.688	28.245	25.206	29.844	23.393	194.2

Fastest Lap: Guido PINI Red Bull Rookies - Ital ITA 1'45.176 27.722 24.770 29.460 23.224

DORNA DATA PROCESSING TIMING SERVICE DORNA DATA PROCESSING TIMING SERVICE DORNA DATA PROCESSING TIMING SERVICE DORNA DATA PROCESSING TIMING SERVICE DORNA DATA PROCESSING TIMING SERVICE DORNA DATA PROCESSING TIMING SERVICE DORNA DATA PROCESSING TIMING SERVICE DORNA DATA PROCCESSS



Race Nr.2

RookiesCup

Lap	Lap Time	T1	T2	T3	T4	Speed	Lap	Lap Time	T1	T2	T3	T4	Speed
7	1'47.124	28.406	25.581	29.678	23.459	195.2	9	1'47.545	27.999	25.429	30.369	23.748	187.5
8	1'46.650	28.086	25.024	29.940	23.600	193.2	10	1'47.736	28.607	25.500	30.024	23.605	188.1
9	1'46.560	27.994	24.991	29.895	23.680	192.8	11	1'47.862	28.091	25.652	30.330	23.789	191.8
10	1'46.367	28.005	25.068	29.855	23.439	197.8	12	1'46.943	28.131	25.301	30.054	23.457	193.8
11	1'46.280	28.327	24.873	29.741	23.339	196.3	13	1'47.728 *	28.354	25.380	30.354	23.640*	191.1
12	1'46.293 *	28.224	24.934	29.684	23.451*	197.8	14	1'47.879	28.458	25.428	30.392	23.601	190.1
13	1'46.500	28.316	25.069	29.806	23.309	197.8	15	1'47.294	28.331	25.217	29.960	23.786	192.8
14	1'47.379	28.124	25.043	30.166	24.046	193.2							
15	1'45.947 *	27.980	24.934	29.828	23.205*	197.0							

19th 56 Kevin FARKAS Red Bull Rookies - Hu HUN
Runs=1 Total laps=15 Full laps=14 Valid laps=14

1	1'57.681	37.958	25.622	30.288	23.813	199.6
2	1'46.894	28.472	25.258	29.781	23.383	200.3
3	1'47.408	28.528	25.172	30.196	23.512	200.7
4	1'46.943	28.045	25.191	30.003	23.704	197.0
5	1'47.933	28.814	25.166	30.120	23.833	190.8
6	1'46.730	28.588	25.086	29.745	23.311	199.6
7	1'46.448	28.127	25.157	29.699	23.465	198.8
8	1'45.720	28.008	24.981	29.558	23.173	197.0
9	1'46.041	28.041	25.168	29.479	23.353	198.1
10	1'46.263	28.193	24.951	29.746	23.373	200.3
11	1'46.368	28.292	24.983	29.791	23.302	200.3
12	1'46.142	28.371	24.996	29.352	23.423	199.2
13	1'46.445	28.255	25.027	29.795	23.368	200.7
14	1'47.313	28.367	25.044	30.253	23.649	197.4
15	1'46.179	28.049	24.948	29.963	23.219	195.6

22nd 7 Rocco SESSLER Red Bull Rookies - Ge GER
Runs=1 Total laps=15 Full laps=14 Valid laps=12

1	1'57.632	37.553	25.781	30.346	23.952	196.0
2	1'47.779	28.629	25.480	29.982	23.688	194.2
3	1'48.164 *	28.275	25.710	30.273*	23.906	189.4
4	1'47.800	28.150	25.726	30.160	23.764	193.5
5	1'47.167	28.031	25.406	30.100	23.630	192.1
6	1'47.063	27.971	25.393	30.006	23.693	193.8
7	1'46.577	27.858	25.360	29.787	23.572	193.5
8	1'46.932	27.971	25.278	30.020	23.663	194.9
9	1'47.332	28.125	25.355	30.050	23.802	196.7
10	1'47.342	28.480	25.185	30.138	23.539	192.8
11	1'47.513	28.122	25.513	30.279	23.599	195.6
12	1'47.010	28.107	25.514	29.888	23.501	192.5
13	1'47.628 *	28.053	25.666	30.187	23.722*	193.2
14	1'47.854	28.248	25.734	30.139	23.733	189.8
15	1'47.680	27.966	25.548	30.131	24.035	189.1

20th 20 Jakkreephat PHUET Red Bull Rookies - Th THA
Runs=1 Total laps=15 Full laps=14 Valid laps=12

1	1'56.619	36.983	25.480	29.994	24.162	201.4
2	1'47.324 *	28.441	25.141	29.978	23.764*	196.3
3	1'47.557	28.759	25.144	29.899	23.755	197.0
4	1'47.382	28.412	25.144	29.966	23.860	194.9
5	1'47.890	28.652	25.136	30.129	23.973	194.9
6	1'47.173	28.377	25.162	29.953	23.681	198.5
7	1'47.013	28.364	25.011	29.876	23.762	196.3
8	1'47.752	28.937	25.151	30.041	23.623	196.0
9	1'47.296	28.301	25.055	30.079	23.861	194.2
10	1'48.448	28.821	25.432	30.186	24.009	193.8
11	1'47.338	28.260	25.106	30.153	23.819	195.2
12	1'47.131	28.376	25.037	30.023	23.695	198.8
13	1'47.413 *	28.419	25.110	30.274	23.610*	196.3
14	1'47.600	28.635	25.271	30.079	23.615	196.0
15	1'47.330	28.306	25.161	29.978	23.885	196.3

23rd 52 Evan BELFORD Red Bull Rookies - Gr GBR
Runs=1 Total laps=15 Full laps=14 Valid laps=12

1	1'57.293	37.381	25.904	29.975	24.033	194.9
2	1'49.057	29.199	25.718	30.397	23.743	191.4
3	1'47.427	28.455	25.635	29.890	23.447	192.5
4	1'47.896	28.100	25.210	29.795	24.791	193.2
5	1'46.988	28.039	25.344	30.041	23.564	194.5
6	1'46.679	28.120	25.139	29.809	23.611	193.2
7	1'46.203 *	27.834	25.278	29.707	23.384*	193.2
8	1'47.393	28.457	25.201	30.133	23.602	195.6
9	1'47.136	28.176	25.159	30.154	23.647	194.2
10	1'48.535	29.140	25.419	30.425	23.551	196.7
11	1'47.380	28.244	25.246	30.056	23.834	193.5
12	1'47.655	28.361	25.264	30.238	23.792	192.1
13	1'47.089 *	27.976	25.275	30.050*	23.788*	194.9
14	1'47.751	28.433	25.394	30.138	23.786	193.2
15	1'47.156	28.068	25.256	30.074	23.758	193.5

21st 44 Milan PAWELEC Red Bull Rookies - Pol POL
Runs=1 Total laps=15 Full laps=14 Valid laps=12

1	1'58.231	38.182	26.107	30.158	23.784	192.8
2	1'48.275	28.732	25.628	30.111	23.804	193.8
3	1'47.565	28.698	25.344	29.956	23.567	192.5
4	1'47.152	28.190	25.258	29.913	23.791	193.2
5	1'46.747	28.051	25.385	29.844	23.467	191.1
6	1'46.510 *	28.051	25.373	29.759	23.327*	191.8
7	1'46.601	28.015	25.173	29.718	23.695	191.1
8	1'47.296	28.512	25.290	29.902	23.592	190.8

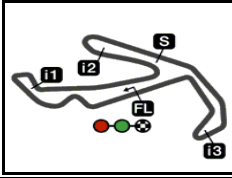
24th 45 Kgototso MONONY Red Bull Rookies - So RSA
Runs=1 Total laps=15 Full laps=14 Valid laps=7

1	1'57.978	38.142	25.574	30.369	23.893	195.2
2	1'48.213 *	28.609	25.530	30.312	23.762*	191.1
3	1'48.213 *	28.813	25.800	29.946	23.654*	193.5
4	1'47.365	28.284	25.295	29.827	23.959	194.2
5	1'47.179	28.158	25.311	30.076	23.634	193.5
6	1'46.762 *	28.176	25.162	29.782	23.642*	196.0
7	1'46.554 *	28.179	25.063	29.873	23.439*	194.9
8	1'47.052	28.156	25.156	29.928	23.812	195.6
9	1'47.047	28.073	25.055	30.086	23.833	194.2
10	1'47.761	28.734	25.405	30.013	23.609	194.9

Fastest Lap: Guido PINI Red Bull Rookies - Ital ITA 1'45.176 27.722 24.770 29.460 23.224

DORNA DATA PROCESSING TIMING SERVICE DORNA DATA PROCESSING TIMING SERVICE DORNA DATA PROCESSING TIMING SERVICE DORNA DATA PROCESSING TIMING SERVICE DORNA DATA PROCESSING TIMING SERVICE DORNA DATA PROCESSING TIMING SERVICE DORNA DATA PROCESSING TIMING SERVICE DORNA DATA PROCCESSS





4226 m.

GRAN PREMIO RED BULL DI SAN MARINO E DELLA RIVIERA

RookiesCup

Official Starting Grid

Race : 15 laps = 63.39 km



1	1 1'44.723 73 Valentin PERRONE KTM	2	1'44.839 83 Alvaro CARPE KTM	3	1'44.891 51 Brian URIARTE KTM
2	4 1'45.324 94 Guido PINI KTM	5	1'45.349 11 Ruché MOODLEY KTM	6	1'45.363 27 Rico SALMELA KTM
3	7 1'45.727 95 Marco MORELLI KTM	8	1'45.825 70 Kristian DANIEL KTM	9	1'45.838 54 Veda PRATAMA KTM
4	10 1'45.912 13 Hakim DANISH KTM	11	1'45.925 57 Leonardo ZANNI KTM	12	1'46.033 50 Carter THOMPSON KTM
5	13 1'46.087 31 Giulio PUGLIESE KTM	14	1'46.294 47 Dodo BOGGIO KTM	15	1'46.398 5 Leo RAMMERSTORFER KTM
6	16 1'46.431 56 Kevin FARKAS KTM	17	1'46.837 24 Guillem PLANQUES KTM	18	1'47.057 20 Jakkreephat PHUETTISAN KTM
7	19 1'47.167 48 Lenoxx PHOMMARA KTM	20	1'47.195 52 Evan BELFORD KTM	21	1'47.249 44 Milan PAWELEC KTM
8	22 1'47.390 4 Sullivan MOUNSEY KTM	23	1'47.414 7 Rocco SESSLER KTM	24	1'47.469 45 Kgopotso MONONYANE KTM

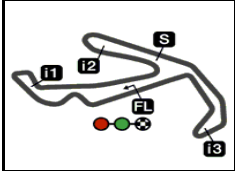
FIM RookiesCup Stewards double long lap penalty for rider #57

The results are provisional until the end of the limit for protest and appeals and until the ratification of the Event Management Committee.

Time limit for protest expires 60' at the latest after publication of the results - Time:

DORNA DATA PROCESSING TIMING SERVICE DORNA DATA PROCESSING TIMING SERVICE DORNA DATA PROCESSING TIMING SERVICE DORNA DATA PROCESSING TIMING SERVICE DORNA DATA PROCESSING TIMING SERVICE DORNA DATA PROCESSING TIMING SERVICE DORNA DATA PROCESSING TIMING SERVICE DORNA DATA PROCESSING TIMING SERVICE DORNA DATA PROCCEESS





GRAN PREMIO RED BULL DI SAN MARINO E DELLA RIVIERA

Official Starting Grid

RookiesCup

4226 m.

Race : 15 laps = 63.39 km

9

25
1'48.702
16 Joel PONS
KTM

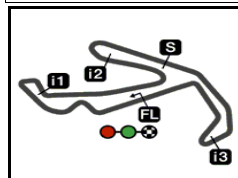
FIM RookiesCup Stewards double long lap penalty for rider #57

The results are provisional until the end of the limit for protest and appeals and until the ratification of the Event Management Committee.

Time limit for protest expires 60' at the latest after publication of the results - Time:

DORNA DATA PROCESSING TIMING SERVICE DORNA DATA PROCESSING TIMING SERVICE DORNA DATA PROCESSING TIMING SERVICE DORNA DATA PROCESSING TIMING SERVICE DORNA DATA PROCESSING TIMING SERVICE DORNA DATA PROCESSING TIMING SERVICE DORNA DATA PROCESSING TIMING SERVICE DORNA DATA PROCESSING TIMING SERVICE DORNA DATA PROCCEESSS





4226 m.

GRAN PREMIO RED BULL DI SAN MARINO E DELLA RIVIERA

Rookies Cup

Race Nr.2

Lap Chart

Pos	1	2	3	4	5	6	7	8	9	10	11	12	13	14	15	16	17	18	19	20	21	22	23	24	25
Grid	73	83	51	94	11	27	95	70	54	13	57	50	31	47	5	56	24	20	48	52	44	4	7	45	16



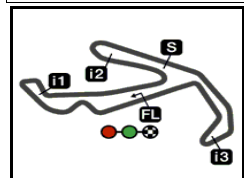
1	73	83	51	11	54	27	95	13	70	94	50	24	57	31	47	20	4	5	48	52	16	7	56	45	44	
2	73	83	51	54	11	27	13	94	50	70	95	24	31	57	47	5	4	20	16	48	56	7	45	52	44	
3	73	83	54	51	11	27	94	50	13	70	95	31	24	47	57	5	16	4	20	56	48	7	52	44	45	
4	73	54	83	51	11	94	27	13	50	70	31	95	47	24	5	16	57	4	20	56	48	44	7	52	45	
5	73	83	51	54	11	13	27	50	94	70	31	95	47	24	5	16	4	48	20	56	57	44	7	52	45	
6	73	83	51	54	11	27	13	94	50	70	31	47	95	24	5	16	4	48	57	56	20	44	52	7	45	
7	73	54	83	11	27	51	94	13	50	31	70	47	95	24	5	16	57	48	4	56	20	44	52	7	45	
8	54	73	83	11	51	27	94	50	13	31	70	47	95	24	5	16	57	48	4	56	44	20	52	7	45	
9	73	83	54	51	11	94	50	27	31	70	47	13	95	24	5	57	16	48	4	56	44	20	52	45	7	
10	54	73	94	83	51	50	27	11	31	13	47	70	24	95	57	5	16	48	4	56	44	7	45	20	52	
L a P S	11	54	83	73	94	27	51	50	31	13	47	70	11	24	95	5	57	16	4	48	56	45	7	44	20	52
12	73	54	94	27	51	50	83	31	11	13	47	70	24	95	5	57	16	48	56	4	45	7	44	20	52	
13	73	94	51	83	54	27	50	13	47	31	11	95	70	24	5	57	48	16	56	7	45	44	20	52		
14	73	83	51	94	54	13	27	11	47	50	31	70	95	24	57	48	16	56	5	7	20	44	52	45		
15	73	83	51	54	94	27	13	50	11	47	31	95	70	24	57	48	16	5	56	20	44	7	52	45		

Winner

Lapped rider


DORNA DATA PROCESSING TIMING SERVICE DORNA DATA PROCESSING TIMING SERVICE DORNA DATA PROCESSING TIMING SERVICE DORNA DATA PROCESSING TIMING SERVICE DORNA DATA PROCESSING TIMING SERVICE DORNA DATA PROCESSING TIMING SERVICE DORNA DATA PROCESSING TIMING SERVICE DORNA DATA PROCESSING TIMING SERVICE DORNA DATA PROCCESSSS





4226 m.

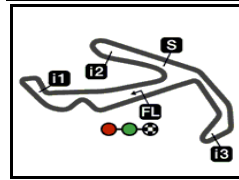
GRAN PREMIO RED BULL DI SAN MARINO E DELLA RIVIERA**Race Nr.2****Fastest Lap of Each Rider****RookiesCup**

	Rider	Nation	Team	Motorcycle	Time	Lap Total	Gap
1	94 Guido PINI	ITA	Red Bull Rookies - Italy	KTM	1'45.176	7 15	
2	11 Ruché MOODLEY	RSA	Red Bull Rookies - South Africa	KTM	1'45.311	14 15	0.135 0.135
3	83 Alvaro CARPE	SPA	Red Bull Rookies - Spain	KTM	1'45.364	13 15	0.188 0.053
4	50 Carter THOMPSON	AUS	Red Bull Rookies - Australia	KTM	1'45.417	7 15	0.241 0.053
5	70 Kristian DANIEL	USA	Red Bull Rookies - United States	KTM	1'45.468	14 15	0.292 0.051
6	13 Hakim DANISH	MAL	Red Bull Rookies - Malaysia	KTM	1'45.505	2 15	0.329 0.037
7	24 Guillem PLANQUES	FRA	Red Bull Rookies - France	KTM	1'45.539	8 15	0.363 0.034
8	54 Veda PRATAMA	INA	Red Bull Rookies - Indonesia	KTM	1'45.589	7 15	0.413 0.050
9	51 Brian URIARTE	SPA	Red Bull Rookies - Spain	KTM	1'45.603	15 15	0.427 0.014
10	73 Valentin PERRONE	ARG	Red Bull Rookies - Argentina	KTM	1'45.621	15 15	0.445 0.018
11	31 Giulio PUGLIESE	ITA	Red Bull Rookies - Italy	KTM	1'45.626	7 15	0.450 0.005
12	95 Marco MORELLI	ARG	Red Bull Rookies - Argentina	KTM	1'45.628	7 15	0.452 0.002
13	47 Dodo BOGGIO	ITA	Red Bull Rookies - Italy	KTM	1'45.667	8 15	0.491 0.039
14	56 Kevin FARKAS	HUN	Red Bull Rookies - Hungary	KTM	1'45.720	8 15	0.544 0.053
15	27 Rico SALMELA	FIN	Red Bull Rookies - Finland	KTM	1'45.726	7 15	0.550 0.006
16	4 Sullivan MOUNSEY	GBR	Red Bull Rookies - Great Britain	KTM	1'45.805	8 12	0.629 0.079
17	48 Lenox PHOMMARA	SWI	Red Bull Rookies - Switzerland	KTM	1'45.817	8 15	0.641 0.012
18	57 Leonardo ZANNI	ITA	Red Bull Rookies - Italy	KTM	1'45.860	8 15	0.684 0.043
19	5 Leo RAMMERSTORFER	AUT	Red Bull Rookies - Austria	KTM	1'46.012	15 15	0.836 0.152
20	16 Joel PONS	SPA	Red Bull Rookies - Spain	KTM	1'46.280	11 15	1.104 0.268
21	7 Rocco SESSLER	GER	Red Bull Rookies - Germany	KTM	1'46.577	7 15	1.401 0.297
22	44 Milan PAWELEC	POL	Red Bull Rookies - Poland	KTM	1'46.601	7 15	1.425 0.024
23	52 Evan BELFORD	GBR	Red Bull Rookies - Great Britain	KTM	1'46.679	6 15	1.503 0.078
24	20 Jakkreephat PHUETTISAN	THA	Red Bull Rookies - Thailand	KTM	1'47.013	7 15	1.837 0.334
25	45 Kgopotso MONONYANE	RSA	Red Bull Rookies - South Africa	KTM	1'47.047	9 15	1.871 0.034

GRAN PREMIO RED BULL DI SAN MARINO E DELLA RIVIERA

Race Nr.2

Analysis by Lap



4226 m.

Num	Lap	Time	Gap
-----	-----	------	-----

Num	Lap	Time	Gap	Num	Lap	Time	Gap	Num	Lap	Time	Gap
Lap 1	11	1'46.126	0.559	Lap 8	54	1'46.047		Lap 10	54	1'46.325	
73	1'53.379			73	1'46.101	0.011		73	1'46.498	0.020	
83	1'53.416	0.037		83	1'46.030	0.078		83	1'46.574	0.155	
51	1'53.669	0.290		11	1'45.956	0.184		51	1'46.536	0.286	
11	1'54.127	0.748		51	1'45.941	0.366		50	1'46.283	0.408	
54	1'54.706	1.327		27	1'46.086	0.409		27	1'46.200	0.454	
27	1'54.810	1.431		94	1'46.017	0.553		11	1'46.748	0.633	
95	1'55.076	1.697		50	1'45.820	0.641		31	1'46.319	0.845	
13	1'55.129	1.750		13	1'46.301	1.091		13	1'45.983	0.973	
70	1'55.256	1.877		31	1'45.997	1.131		47	1'46.204	1.070	
94	1'55.482	2.103		70	1'45.859	1.230		70	1'46.732	1.396	
50	1'55.675	2.296		47	1'45.667	1.359		24	1'46.067	1.490	
24	1'55.874	2.495		95	1'45.659	1.430		95	1'46.320	1.555	
57	1'55.933	2.554		24	1'45.539	1.661		57	1'46.142	9.168	
31	1'56.018	2.639		5	1'46.898	8.846		5	1'46.551	9.438	
47	1'56.425	3.046		16	1'46.650	8.894		16	1'46.367	9.545	
20	1'56.619	3.240		57	1'45.860	9.304		48	1'46.403	9.681	
4	1'56.776	3.397		48	1'45.817	9.500		4	1'46.396	9.750	
5	1'56.906	3.527		4	1'45.805	9.672		56	1'46.263	9.805	
48	1'57.238	3.859		56	1'45.720	9.777		44	1'47.736	15.402	
52	1'57.293	3.914		44	1'47.296	12.397		7	1'47.342	15.532	
16	1'57.344	3.965		20	1'47.752	12.730		45	1'47.761	15.868	
7	1'57.632	4.253		52	1'47.393	12.956		20	1'48.448	16.198	
56	1'57.681	4.302		7	1'46.932	13.134		52	1'48.535	16.351	
45	1'57.978	4.599		45	1'47.052	13.336					
44	1'58.231	4.852									
Lap 2	Lap 3	Lap 4	Lap 5	Lap 6	Lap 7	Lap 8	Lap 9	Lap 10	Lap 11	Lap 12	
73	1'46.406			73	1'46.029			54	1'45.998		
83	1'46.439	0.070		83	1'46.050	0.060		83	1'45.918	0.075	
51	1'46.327	0.211		51	1'45.768	0.136		73	1'46.120	0.142	
54	1'45.594	0.515		54	1'45.741	0.297		94	1'46.172	0.285	
11	1'46.366	0.708		11	1'45.768	0.418		27	1'45.866	0.322	
27	1'45.775	0.800		27	1'45.729	0.530		51	1'46.205	0.493	
13	1'45.505	0.849		13	1'45.960	0.718		50	1'46.213	0.623	
94	1'45.625	1.322		94	1'46.120	1.293		31	1'45.951	0.798	
50	1'45.489	1.379		50	1'46.257	1.337		13	1'45.933	0.908	
70	1'46.355	1.826		70	1'45.995	1.398		47	1'45.959	1.031	
95	1'46.665	1.956		31	1'45.897	1.441		70	1'45.790	1.188	
24	1'46.057	2.146		47	1'45.769	1.817		11	1'46.655	1.290	
31	1'45.951	2.184		95	1'46.150	2.076		24	1'46.181	1.673	
57	1'46.295	2.443		24	1'45.799	2.452		95	1'46.201	1.758	
47	1'46.174	2.814		5	1'46.715	7.027		5	1'46.224	9.664	
5	1'46.638	3.759		16	1'46.688	7.053		57	1'46.542	9.712	
4	1'47.163	4.154		4	1'46.836	8.895		16	1'46.280	9.827	
20	1'47.324	4.158		48	1'46.656	8.948		4	1'46.282	10.034	
16	1'46.759	4.318		57	1'46.109	9.059		48	1'46.441	10.124	
48	1'47.101	4.554		56	1'46.730	9.542		56	1'46.368	10.175	
56	1'46.894	4.790		20	1'47.173	9.898		45	1'46.921	16.791	
7	1'47.779	5.626		44	1'46.510	10.433		7	1'47.513	17.047	
45	1'48.213	6.406		52	1'46.679	11.293		44	1'47.862	17.266	
52	1'49.057	6.565		7	1'47.063	11.558		20	1'47.338	17.538	
44	1'48.275	6.721		45	1'46.762	11.663		52	1'47.380	17.733	
				Lap 7	73	1'45.843					
				73	1'45.843						
				54	1'45.589	0.043					
				83	1'45.921	0.138					
				11	1'45.743	0.318					
				27	1'45.726	0.413					
				51	1'46.222	0.515					
				94	1'45.176	0.626					
				13	1'46.005	0.880					
				50	1'45.417	0.911					
				31	1'45.626	1.224					
				70	1'45.906	1.461					
				47	1'45.808	1.782					
				95	1'45.628	1.861					
				24	1'45.603	2.212					
				5	1'46.854	8.038					
				16	1'47.124	8.334					

 Lapped rider

DORNA DATA PROCESSING TIMING SERVICE DORNA DATA PROCESSING TIMING SERVICE DORNA DATA PROCESSING TIMING SERVICE DORNA DATA PROCESSING TIMING SERVICE DORNA DATA PROCESSING TIMING SERVICE DORNA DATA PROCESSING TIMING SERVICE DORNA DATA PROCESSING TIMING SERVICE DORNA DATA PROCCESSS

Num Lap Time Gap

54	1'46.020	0.035	5	1'47.789	12.061
94	1'45.943	0.243	7	1'47.854	21.459
27	1'45.976	0.313	20	1'47.600	21.602
51	1'45.914	0.422	44	1'47.879	21.736
50	1'46.302	0.940	52	1'47.751	22.148
83	1'46.898	0.988	45	1'50.429	24.108
31	1'46.241	1.054			
11	1'45.801	1.106			
13	1'46.340	1.263			
47	1'46.369	1.415			
70	1'46.517	1.720			
24	1'46.175	1.863			
95	1'46.145	1.918			
5	1'46.098	9.777			
57	1'46.080	9.807			
16	1'46.293	10.135			
48	1'46.066	10.205			
56	1'46.142	10.332			
4	1'46.588	10.637			
45	1'47.179	17.985			
7	1'47.010	18.072			
44	1'46.943	18.224			
20	1'47.131	18.684			
52	1'47.655	19.403			

Lap 13

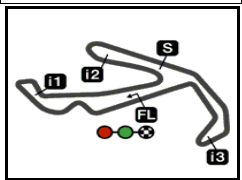
73	1'45.807		73	1'45.621	
94	1'45.659	0.095	83	1'45.638	0.061
51	1'45.751	0.366	51	1'45.603	0.387
83	1'45.364	0.545	54	1'46.264	1.206
54	1'46.504	0.732	94	1'46.500	1.303
27	1'46.229	0.735	27	1'46.252	1.327
50	1'46.191	1.324	13	1'46.341	1.375
13	1'45.912	1.368	50	1'45.792	1.467
47	1'46.008	1.616	11	1'46.451	1.673
31	1'46.450	1.697	47	1'46.248	1.685
11	1'46.521	1.820	31	1'45.991	1.689
95	1'45.853	1.964	95	1'45.944	1.882
70	1'46.315	2.228	70	1'46.354	2.141
24	1'46.418	2.474	24	1'46.037	2.440
5	1'46.590	10.560	57	1'45.984	11.999
57	1'46.605	10.605	48	1'45.851	12.107
48	1'46.270	10.668	16	1'45.947	12.245
16	1'46.500	10.828	5	1'46.012	12.452
56	1'46.445	10.970	56	1'46.179	12.553
7	1'47.628	19.893	20	1'47.330	23.311
45	1'47.789	19.967	44	1'47.294	23.409
44	1'47.728	20.145	7	1'47.680	23.518
20	1'47.413	20.290	52	1'47.156	23.683
52	1'47.089	20.685	45	1'47.252	25.739

Lap 14

73	1'46.288	
83	1'45.787	0.044
51	1'46.327	0.405
94	1'46.617	0.424
54	1'46.119	0.563
13	1'45.575	0.655
27	1'46.249	0.696
11	1'45.311	0.843
47	1'45.730	1.058
50	1'46.260	1.296
31	1'45.910	1.319
70	1'45.468	1.408
95	1'45.883	1.559
24	1'45.838	2.024
57	1'47.319	11.636
48	1'47.497	11.877
16	1'47.379	11.919
56	1'47.313	11.995

Lapped rider

DORNA DATA PROCESSING TIMING SERVICE DORNA DATA PROCESSING TIMING SERVICE DORNA DATA PROCESSING TIMING SERVICE DORNA DATA PROCESSING TIMING SERVICE DORNA DATA PROCESSING TIMING SERVICE DORNA DATA PROCESSING TIMING SERVICE DORNA DATA PROCCESSS



4226 m.

2024 Riders Performance

(Qualifying Position - Starting Position - Race Position)

Rider	Points	SPA	SPA	FRA	FRA	ITA	ITA	NED	NED	AUT	AUT	ARA	ARA	RSM	RSM						
1 CARPE Alvaro	232	6	6	3	3	1	1	1	1	2	2	1	1	2	2						
		6-4	6-1	9-3	3-5	1-3	1-3	1-6	1-2	2-1	2-1	2-1	1-16	2-6	2-2	-	-	-	-	-	-
2 URIARTE Brian	230	2	2	10	10	4	4	3	3	9	9	2	2	3	3						
		2-6	2-3	10-5	10-1	4-2	4-2	3-1	3-4	9-6	9-13	1-3	2-2	3-1	3-3	-	-	-	-	-	-
3 PERRONE Valentin	206	10	10	7	7	5	5	8	8	5	5	6	6	1	1						
		10-2	10-7	6-4	7-4	5-6	5-1	8-3	8-5	5-4	5-5	5-2	6-24	1-2	1-1	-	-	-	-	-	-
4 SALMELA Rico	162	9	9	2	2	2	2	2	2	1	1	11	11	7	7						
		9-5	9-5	2-2	2-20	2-NC	2-4	2-2	2-3	1-5	1-7	8-5	11-3	7-4	6-5	-	-	-	-	-	-
5 QUILES Máximo	153	1	1	1	1	3	3			3	3	3	3	4	4						
		1-3	1-4	1-1	1-2	3-1	3-5	-	-	3-3	3-2	3-NC	3-9	4-NC	-NS	-	-	-	-	-	-
6 DANISH Hakim	139	3	3	4	4	6	6	10	10	17	17	5	5	11	11						
		3-9	3-2	3-6	4-3	6-7	6-6	10-11	10-10	17-14	17-14	4-14	5-1	11-3	10-7	-	-	-	-	-	-
7 MORELLI Marco	115	5	5	5	5	11	11	4	4	6	6	13	13	8	8						
		5-1	5-6	4-NL	5-6	11-NC	11-11	4-14	4-1	6-2	6-10	23-19	13-14	8-10	7-12	-	-	-	-	-	-
8 PRATAMA Veda	112	4	4	11	11	7	7	12	12	4	4	4	4	10	10						
		4-NC	4-11	11-10	11-7	7-5	7-8	12-4	12-7	4-NC	4-3	6-7	4-11	10-8	9-4	-	-	-	-	-	-
9 MOODLEY Ruché	89	7	7	6	6	9	9	5	5	10	10	7	7	6	6						
		7-NC	7-8	5-7	6-23	9-4	9-NC	5-5	5-6	10-NC	10-6	7-4	7-8	6-NC	5-9	-	-	-	-	-	-
10 THOMPSON Carter	74	13	13	9	9	13	13	13	13	7	7	15	15	13	13						
		13-NL	13-14	8-13	9-11	13-9	13-NC	13-9	13-9	7-10	7-NC	12-6	15-6	13-7	12-8	-	-	-	-	-	-
11 DANIEL Kristian	72	8	8	13	13	12	12	9	9	12	12	8	8	9	9						
		8-NC	8-9	13-11	13-10	12-11	12-21	9-10	9-8	12-9	12-9	22-17	8-5	9-9	8-13	-	-	-	-	-	-
12 PUGLIESE Giulio	72	14	14	8	8	8	8	7	7	11	11	16	16	14	14						
		14-NC	14-10	7-8	8-9	8-8	8-10	7-7	7-12	11-NC	11-8	11-8	16-18	14-13	13-11	-	-	-	-	-	-
13 PINI Guido	51									13	13	9	9	5	5						
		-	-	-	-	-	-	-	-	13-8	13-4	9-10	9-7	5-11	4-6	-	-	-	-	-	-

NC=Not classified NL=Not finished first lap NP=Not started race re-start N2=Not finished first lap race re-start EX=Excluded NS=Not Started DS=Disqualified

DORNA DATA PROCESSING TIMING SERVICE DORNA DATA PROCESSING TIMING SERVICE DORNA DATA PROCESSING TIMING SERVICE DORNA DATA PROCESSING TIMING SERVICE DORNA DATA PROCESSING TIMING SERVICE DORNA DATA PROCESSING TIMING SERVICE DORNA DATA PROCESSING TIMING SERVICE DORNA DATA PROCESSING TIMING SERVICE DORNA DATA PROCESSING TIMING SERVICE DORNA DATA PROCESSING TIMING SERVICE

Rider	Points	SPA	SPA	FRA	FRA	ITA	ITA	NED	NED	AUT	AUT	ARA	ARA	RSM	RSM						
14 ZANNI Leonardo	51	12	12	16	16	10	10	15	15	14	14	18	18	12	12						
		12-NC	12-12	16-9	16-8	10-NC	10-7	15-8	15-11	14-NC	14-15	10-9	18-15	12-NC	11-15	-	-	-	-	-	-
15 PLANQUES Guillem	42	16	16	17	17	22	22	17	17	22	22	14	14	18	18						
		16-7	16-13	17-18	17-14	22-10	21-13	17-12	17-15	22-17	22-19	14-11	14-10	18-15	17-14	-	-	-	-	-	-
16 BOGGIO Dodo	38	17	17	12	12	23	23	6	6	16	16	10	10	15	15						
		17-NL	17-17	12-14	12-13	23-16	22-9	6-13	6-13	16-13	16-17	-NP	10-17	15-5	14-10	-	-	-	-	-	-
17 RAMMERSTORFER Leo	32	11	11	18	18	16	16	16	16	8	8	12	12	16	16						
		11-NC	11-16	18-12	18-15	16-NC	16-14	16-19	16-14	8-7	8-11	13-12	12-13	16-14	15-17	-	-	-	-	-	-
18 FARKAS Kevin	16	22	22	14	14	24	24	19	19	15	15	21	21	17	17						
		21-NC	21-NL	14-15	14-12	24-17	23-18	19-15	19-19	15-11	15-NC	16-15	21-23	17-12	16-19	-	-	-	-	-	-
19 PAWELEC Milan	15	20	20	21	21	25	25	14	14	NC	NC	25	25	22	22						
		-NS	-NS	21-NC	21-NC	25-14	24-17	14-16	14-17	26-19	26-20	-NP	25-4	22-22	21-21	-	-	-	-	-	-
20 MONONYANE Kgotso	10	21	21	23	23	18	18	24	24	23	23	23	23	25	25						
		20-10	20-NL	23-20	23-17	18-NC	18-15	24-20	24-20	23-20	23-NC	15-13	23-22	25-19	24-24	-	-	-	-	-	-
21 BELFORD Evan	10	25	25	25	25	15	15	20	20	24	24	19	19	21	21						
		24-14	24-21	25-NC	25-21	15-12	15-12	20-23	20-18	24-21	24-22	-NP	19-21	21-20	20-23	-	-	-	-	-	-
22 PHUETTISAN Jakkreephat	9	24	24	19	19	20	20	22	22	18	18	26	26	19	19						
		23-11	23-18	19-NC	19-16	20-NC	-NS	22-17	22-24	18-12	18-18	-NP	26-20	19-18	18-20	-	-	-	-	-	-
23 PONS Joel	9	23	23	15	15	17	17	21	21	20	20	20	20	26	26						
		22-NC	22-NL	15-19	15-22	17-NS	17-19	21-NC	21-21	20-15	20-12	-NP	20-12	26-21	25-18	-	-	-	-	-	-
24 SESSLER Rocco	8	18	18	20	20	21	21	23	23	25	25	24	24	24	24						
		18-8	18-20	20-16	20-18	21-18	20-20	23-21	23-23	25-22	25-21	19-16	24-19	24-23	23-22	-	-	-	-	-	-
25 MOUNSEY Sullivan	7	19	19	24	24	19	19	18	18	19	19	17	17	23	23						
		19-12	19-19	24-21	24-19	19-13	19-16	18-18	18-22	19-16	19-16	18-20	17-NC	23-17	22-NC	-	-	-	-	-	-
26 PHOMMARA Lenox	5	15	15	22	22	14	14	11	11	21	21	22	22	20	20						
		15-13	15-15	22-17	22-NC	14-15	14-NC	11-22	11-16	21-18	21-23	17-18	22-NC	20-16	19-16	-	-	-	-	-	-

NC=Not classified NL=Not finished first lap NP=Not started race re-start N2=Not finished first lap race re-start EX=Excluded NS=Not Started DS=Disqualified

DORNA DATA PROCESSING TIMING SERVICE DORNA DATA PROCESSING TIMING SERVICE DORNA DATA PROCESSING TIMING SERVICE DORNA DATA PROCESSING TIMING SERVICE DORNA DATA PROCESSING TIMING SERVICE DORNA DATA PROCESSING TIMING SERVICE DORNA DATA PROCESSING TIMING SERVICE DORNA DATA PROCESSING TIMING SERVICE DORNA DATA PROCESSING TIMING SERVICE DORNA DATA PROCESSING TIMING SERVICE



