

5380 m.

Qatar MotoGP™ Official Test
Day 2 Practice
Classification

6

Rider	Nation	Team	Motorcycle	Time	Lap	Total	Gap	Top Speed
1 1 Francesco BAGNAIA	ITA	Ducati Lenovo Team	DUCATI	1'50.952	29	52		351.7
2 23 Enea BASTIANINI	ITA	Ducati Lenovo Team	DUCATI	1'51.072	29	49	0.120 0.120	346.1
3 41 Aleix ESPARGARO	SPA	Aprilia Racing	APRILIA	1'51.260	36	45	0.308 0.188	342.8
4 93 Marc MARQUEZ	SPA	Gresini Racing MotoGP	DUCATI	1'51.335	39	42	0.383 0.075	345.0
5 25 Raul FERNANDEZ	SPA	Trackhouse Racing	APRILIA	1'51.341	50	56	0.389 0.006	346.1
6 12 Maverick VIÑALES	SPA	Aprilia Racing	APRILIA	1'51.387	33	60	0.435 0.046	342.8
7 89 Jorge MARTIN	SPA	Prima Pramac Racing	DUCATI	1'51.466	42	50	0.514 0.079	347.2
8 49 Fabio DI GIANNANTONIO	ITA	Pertamina Enduro VR46 Racing Te	DUCATI	1'51.489	34	60	0.537 0.023	350.6
9 33 Brad BINDER	RSA	Red Bull KTM Factory Racing	KTM	1'51.583	53	55	0.631 0.094	346.1
10 72 Marco BEZZECCHI	ITA	Pertamina Enduro VR46 Racing Te	DUCATI	1'51.678	48	49	0.726 0.095	346.1
11 43 Jack MILLER	AUS	Red Bull KTM Factory Racing	KTM	1'51.720	41	57	0.768 0.042	343.9
12 88 Miguel OLIVEIRA	POR	Trackhouse Racing	APRILIA	1'51.836	52	65	0.884 0.116	347.2
13 73 Alex MARQUEZ	SPA	Gresini Racing MotoGP	DUCATI	1'51.944	33	62	0.992 0.108	346.1
14 20 Fabio QUARTARARO	FRA	Monster Energy Yamaha MotoGP	YAMAHA	1'51.965	43	57	1.013 0.021	349.5
15 31 Pedro ACOSTA	SPA	Red Bull GASGAS Tech3	KTM	1'52.046	68	72	1.094 0.081	349.5
16 42 Alex RINS	SPA	Monster Energy Yamaha MotoGP	YAMAHA	1'52.103	59	60	1.151 0.057	348.3
17 5 Johann ZARCO	FRA	CASTROL Honda LCR	HONDA	1'52.162	50	52	1.210 0.059	345.0
18 30 Takaaki NAKAGAMI	JPN	IDEMITSU Honda LCR	HONDA	1'52.384	52	53	1.432 0.222	340.6
19 36 Joan MIR	SPA	Repsol Honda Team	HONDA	1'52.457	21	32	1.505 0.073	340.6
20 10 Luca MARINI	ITA	Repsol Honda Team	HONDA	1'52.677	54	60	1.725 0.220	343.9
21 37 Augusto FERNANDEZ	SPA	Red Bull GASGAS Tech3	KTM	1'52.770	77	83	1.818 0.093	345.0
22 35 Cal CRUTCHLOW	GBR	Yamaha Factory Racing	YAMAHA	1'53.012	46	59	2.060 0.242	345.0
23 51 Michele PIRRO	ITA	Prima Pramac Racing	DUCATI	1'53.655	54	67	2.703 0.643	340.6
24 32 Lorenzo SAVADORI	ITA	Aprilia Racing	APRILIA	2'01.400	7	12	10.448 7.745	338.5

Practice condition: Dry
Air: 19°
Humidity: 61%
Ground: 21°

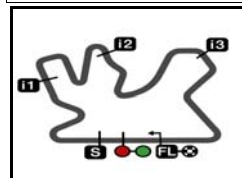
Fastest Lap:	Lap: 29	Francesco BAGNAIA	1'50.952	174.5 Km/h
Best Race Lap:	2023	Enea BASTIANINI	1'52.978	171.4 Km/h
All Time Lap Record:	2023	Luca MARINI	1'51.762	173.2 Km/h

The results are provisional until the end of the limit for protest and appeals.

Time limit for protest expires 60' after publication of the results - Time:

These data/results cannot be reproduced, stored and/or transmitted in whole or in part by any manner of electronic, mechanical, photocopying, recording, broadcasting or otherwise now known or herein after developed without the previous express consent by the copyright owner, except for reproduction in daily press and regular printed publications on sale to the public within 60 days of the event related to those data/results and always provided that copyright symbol appears together as follows below.

© DORNA, 2024



5380 m.

Qatar MotoGP™ Official Test

Day 2 Practice

Top Speed & Average

8



Rider	Nation	Motorcycle	Top 5 speeds					Average	Top
1 Francesco BAGNAIA	ITA	DUCATI	351.7	348.3	346.1	345.0	345.0	346.6	351.7
49 Fabio DI GIANNANTONIO	ITA	DUCATI	350.6	347.2	347.2	347.2	346.1	347.4	350.6
20 Fabio QUARTARARO	FRA	YAMAHA	349.5	348.3	348.3	348.3	347.2	347.9	349.5
31 Pedro ACOSTA	SPA	KTM	349.5	348.3	348.3	348.3	346.1	347.4	349.5
42 Alex RINS	SPA	YAMAHA	348.3	346.1	346.1	346.1	345.0	345.8	348.3
88 Miguel OLIVEIRA	POR	APRILIA	347.2	346.1	346.1	345.0	345.0	345.6	347.2
89 Jorge MARTIN	SPA	DUCATI	347.2	346.1	345.0	345.0	343.9	344.8	347.2
23 Enea BASTIANINI	ITA	DUCATI	346.1	346.1	345.0	343.9	343.9	344.2	346.1
25 Raul FERNANDEZ	SPA	APRILIA	346.1	346.1	346.1	343.9	343.9	344.6	346.1
33 Brad BINDER	RSA	KTM	346.1	346.1	345.0	345.0	343.9	344.5	346.1
72 Marco BEZZECCHI	ITA	DUCATI	346.1	346.1	345.0	345.0	345.0	345.4	346.1
73 Alex MARQUEZ	SPA	DUCATI	346.1	345.0	345.0	343.9	343.9	344.5	346.1
5 Johann ZARCO	FRA	HONDA	345.0	343.9	341.7	341.7	339.6	340.9	345.0
35 Cal CRUTCHLOW	GBR	YAMAHA	345.0	343.9	342.8	341.7	341.7	342.8	345.0
37 Augusto FERNANDEZ	SPA	KTM	345.0	345.0	345.0	343.9	342.8	343.9	345.0
93 Marc MARQUEZ	SPA	DUCATI	345.0	345.0	343.9	343.9	342.8	343.9	345.0
10 Luca MARINI	ITA	HONDA	343.9	342.8	342.8	342.8	341.7	342.5	343.9
43 Jack MILLER	AUS	KTM	343.9	343.9	342.8	341.7	341.7	342.6	343.9
12 Maverick VIÑALES	SPA	APRILIA	342.8	342.8	341.7	341.7	340.6	340.9	342.8
41 Aleix ESPARGARO	SPA	APRILIA	342.8	342.8	341.7	341.7	341.7	342.1	342.8
30 Takaaki NAKAGAMI	JPN	HONDA	340.6	339.6	339.6	339.6	339.6	339.8	340.6
36 Joan MIR	SPA	HONDA	340.6	339.6	339.6	338.5	338.5	338.8	340.6
51 Michele PIRRO	ITA	DUCATI	340.6	338.5	338.5	337.5	337.5	338.2	340.6
32 Lorenzo SAVADORI	ITA	APRILIA	338.5	338.5	338.5	338.5	338.5	338.5	338.5

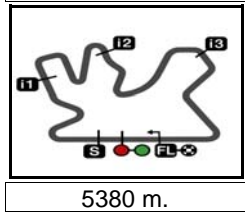
These data/results cannot be reproduced, stored and/or transmitted in whole or in part by any manner of electronic, mechanical, photocopying, recording, broadcasting or otherwise now known or herein after developed without the previous express consent by the copyright owner, except for reproduction in daily press and regular printed publications on sale to the public within 60 days of the event related to those data/results and always provided that copyright symbol appears together as follows below.

© DORNA, 2024

Official MotoGP Timing by TISSOT
www.motogp.com



Doha, Tuesday, February 20, 2024



Qatar MotoGP™ Official Test
Day 2 Practice
Chronological Analysis of Performances

9

* Lap / Sector time cancelled		T1 Time from finish line to 1st intermediate				T3 Time from 2nd intermed. to 3rd intermed.									
P Crossing the finish line in pit lane		T2 Time from 1st intermed. to 2nd intermed.				T4 Time from 3rd intermediate to finish line									
Lap	Lap Time	T1	T2	T3	T4	Speed	Lap	Lap Time	T1	T2	T3	T4	Speed		
1st	1	Francesco BAGNAI Ducati Lenovo Team ITA				44	1'55.339	27.594	30.029	28.946	28.770	343.9			
		Runs=11	Total laps=52	Full laps=31	Valid laps=31	45	1'52.023	27.610	30.098	26.828	27.487	342.8			
1	2:01'25.468	P	32.369	32.538	29.236	32.924	46	1'52.097	27.551	30.088	26.836	27.622	342.8		
2	11'18.682		30.071	32.609	28.448	28.607	47	2'07.989	P	32.407	34.724	29.053	31.805	342.8	
3	1'58.672		30.912	31.318	27.987	28.455	48	16'04.478		27.467	31.265	27.600	27.914		
4	1'54.111		28.260	30.555	27.343	27.953	49	1'52.774		27.783	30.120	27.181	27.690	341.7	
5	2'13.197	P	28.187	33.256	32.602	39.152	50	1'52.237		27.555	30.163	26.998	27.521	341.7	
6	21'31.180		30.182	32.285	28.082	28.045	51	2'06.536		27.652	34.248	34.247	30.389	341.7	
7	1'53.454		28.128	30.175	27.241	27.910	52	2'06.026	P	27.742	31.587	34.031	32.666	346.1	
8	1'52.575		27.846	30.083	26.967	27.679	338.5								
9	2'00.846	P	27.927	32.321	29.608	30.990	338.5								
10	14'09.534		31.325	31.968	27.633	28.118									
11	1'53.658		28.023	30.292	27.464	27.879	340.6								
12	1'53.389		27.943	30.337	27.144	27.965	339.6								
13	2'06.247	P	31.584	32.776	30.666	31.221	339.6								
14	24'04.435		30.533	34.186	28.183	27.959									
15	1'52.640		27.916	30.104	26.940	27.680	339.6								
16	1'52.731		27.902	30.162	26.907	27.760	339.6								
17	1'52.992		27.831	30.331	27.051	27.779	338.5								
18	2'03.369	P	31.794	31.778	29.028	30.769	338.5								
19	18'01.193		28.805	31.628	27.597	27.975									
20	1'53.302		27.794	30.655	27.173	27.680	341.7								
21	1'52.703		27.830	30.214	27.004	27.655	342.8								
22	1'52.697		27.712	30.220	27.003	27.762	342.8								
23	2'02.418	P	29.790	32.246	29.101	31.281	342.8								
24	26'12.959		30.175	31.850	27.666	28.053									
25	1'54.217		27.895	30.282	28.194	27.846	340.6								
26	1'52.151		27.596	30.086	26.909	27.560	342.8								
27	2'02.207	P	29.902	32.411	28.316	31.578	341.7								
28	22'28.567		29.276	31.280	27.449	27.558									
29	1'50.952		27.419	29.584	26.611	27.338	342.8								
30	2'00.491	P	29.757	31.811	28.388	30.535	340.6								
31	25'13.066		30.283	31.840	27.872	27.791									
32	1'52.450		27.815	30.180	27.028	27.427	342.8								
33	1'51.850		27.535	29.965	26.811	27.539	343.9								
34	1'52.069		27.548	30.003	26.978	27.540	345.0								
35	1'52.528		27.691	30.196	27.054	27.587	345.0								
36	1'52.381		27.626	30.234	26.969	27.552	342.8								
37	1'52.468		27.663	30.287	26.947	27.571	345.0								
38	1'53.262		27.952	30.497	27.028	27.785	348.3								
39	2'00.837		28.213	35.634	28.469	28.521	351.7								
40	2'01.580	P	28.343	32.485	29.375	31.377	345.0								
41	32'05.868		31.362	31.933	27.775	27.784									
42	1'52.000		27.630	29.971	26.851	27.548	342.8								
43	1'51.951		27.555	30.007	26.853	27.536	342.8								
								2nd	23	Enea BASTIANINI Ducati Lenovo Team ITA					
										Runs=8	Total laps=49	Full laps=33	Valid laps=33		
								1	2:16'06.729	31.799	32.684	28.672	28.652		
								2	1'55.757	28.900	31.024	27.773	28.060	340.6	
								3	1'53.768	28.341	30.318	27.214	27.895	340.6	
								4	1'53.365	27.973	30.368	27.145	27.879	341.7	
								5	1'58.431	27.952	32.566	29.307	28.606	342.8	
								6	1'53.557	28.001	30.363	27.301	27.892	340.6	
								7	2'01.368	P	29.663	31.986	28.336	31.383	340.6
								8	21'16.050		29.591	31.025	27.608	28.529	
								9	1'53.539	28.020	30.374	27.236	27.909	339.6	
								10	1'53.224	27.867	30.247	27.086	28.024	340.6	
								11	1'53.160	27.970	30.268	27.166	27.756	341.7	
								12	2'00.156	P	29.567	31.551	27.851	31.187	341.7
								13	23'33.850		29.837	30.966	27.834	28.256	
								14	1'57.526	28.019	32.319	29.125	28.063	339.6	
								15	1'55.391	29.540	30.945	27.145	27.761	343.9	
								16	1'52.986	27.876	30.164	27.098	27.848	341.7	
								17	2'03.738	P	30.405	32.440	28.986	31.907	341.7
								18	30'19.300		29.872	31.419	30.171	28.414	
								19	1'52.136	27.728	29.980	26.830	27.598	341.7	
								20	1'56.769	27.670	32.771	28.580	27.748	343.9	
								21	1'52.329	27.698	30.071	26.877	27.683	340.6	
								22	2'03.972	P	29.464	31.339	31.316	31.853	341.7
								23	30'23.805		29.189	30.952	27.370	27.744	
								24	1'53.149	27.799	30.228	27.180	27.942	340.6	
								25	1'52.754	27.786	30.369	26.951	27.648	341.7	
								26	1'52.760	27.748	30.236	27.077	27.699	341.7	
								27	2'04.880	P	29.859	32.263	30.369	32.389	340.6
								28	32'16.137		28.532	31.280	27.620	27.751	
								29	1'51.072	27.495	29.619	26.655	27.303	341.7	
								30	2'00.246	P	29.616	31.529	28.057	31.044	343.9
								31	33'06.257		30.785	31.501	27.512	27.841	
								32	1'52.302	27.753	30.078	26.957	27.514	343.9	
								33	1'52.224	27.604	30.134	27.001	27.485	343.9	
								34	1'52.194	27.645	30.039	26.980	27.530	342.8	

Fastest Lap: Francesco BAGNAIA Ducati Lenovo Team ITA **1'50.952** 27.419 29.584 26.611 27.338

These data/results cannot be reproduced, stored and/or transmitted in whole or in part by any manner of electronic, mechanical, photocopying, recording, broadcasting or otherwise now known or herein after developed without the previous express consent by the copyright owner, except for reproduction in daily press and regular printed publications on sale to the public within 60 days of the event related to those data/results and always provided that copyright symbol appears together as follows below.
 © DORNA, 2024



Day 2 Practice

MotoGP

Lap	Lap Time	T1	T2	T3	T4	Speed	Lap	Lap Time	T1	T2	T3	T4	Speed
35	1'52.373	27.675	30.053	27.039	27.606	343.9	39	1'52.293	27.735	30.068	26.901	27.589	340.6
36	1'52.321	27.673	30.033	26.977	27.638	343.9	40	1'52.158	27.649	30.061	26.917	27.531	339.6
37	1'59.622 P	27.714	31.614	29.555	30.739	341.7	41	1'51.964	27.629	29.947	26.811	27.577	339.6
38	17'21.217	30.507	31.250	27.469	27.861		42	1'51.931	27.574	30.022	26.786	27.549	340.6
39	1'52.165	27.664	30.063	26.942	27.496	346.1	43	1'52.344	27.627	30.271	26.902	27.544	340.6
40	1'52.016	27.660	30.039	26.914	27.403	346.1	44	1'52.014	27.566	30.119	26.875	27.454	340.6
41	1'52.213	27.651	29.995	26.998	27.569	345.0	45	1'52.039	27.662	29.991	26.851	27.535	340.6
42	1'52.438	27.606	30.193	27.036	27.603	343.9	unfinished	27.658					341.7
43	1'52.536	27.710	30.155	27.040	27.631	343.9							
44	1'52.798	27.650	30.112	27.374	27.662	343.9	4th	93	Marc MARQUEZ	Gresini Racing MotoGP SPA			
45	1'52.550	27.764	30.104	27.038	27.644	342.8	Runs=13	Total laps=42	Full laps=20	Valid laps=22			
46	1'52.879	27.769	30.350	27.110	27.650	343.9	unfinished	33.224	33.414	37.772			
47	1'53.045	27.750	30.352	27.207	27.736	342.8	1	2'02.018	31.024	32.754	28.687	29.553	
48	1'52.771	27.808	30.228	27.073	27.662	343.9	2	1'58.872	29.212	33.134	28.016	28.510	338.5
49	2'00.774 P	27.725	34.094	29.003	29.952	343.9	3	2'04.416 P	29.724	31.571	28.445	34.676	339.6
							4	11'47.747	28.876	31.999	28.041	28.538	
3rd	41	Alexi ESPARGARO	Aprilia Racing		SPA		5	1'54.522	28.329	30.644	27.411	28.138	340.6
		Runs=9	Total laps=45	Full laps=28	Valid laps=28		6	1'53.792	28.136	30.420	27.197	28.039	340.6
1	2:34'22.686	30.158	32.639	28.948	28.915		7	2'00.452 P	29.308	32.046	28.347	30.751	341.7
2	1'56.040	28.750	31.087	27.880	28.323	338.5	8	15'12.725	30.997	32.175	28.281	28.506	
3	1'54.728	28.333	30.749	27.495	28.151	339.6	9	1'54.328	28.332	30.679	27.270	28.047	340.6
4	4'33.693 P	29.210	31.654	29.638	3'03.191	339.6	10	1'53.282	28.009	30.279	27.077	27.917	340.6
5	16'31.134	30.457	32.201	28.205	28.574		11	1'53.017	27.886	30.261	26.945	27.925	342.8
6	1'54.347	28.274	30.416	27.169	28.488	337.5	12	1'56.875 P	27.903	30.355	27.475	31.142	343.9
7	1'53.727	28.147	30.389	27.228	27.963	338.5	13	15'13.718	29.388	32.366	28.476	28.727	
8	1'53.291	27.934	30.278	27.155	27.924	339.6	14	1'55.848	28.734	31.316	27.574	28.224	340.6
9	1'53.170	27.917	30.240	27.056	27.957	339.6	15	1'57.091 P	28.267	30.741	27.467	30.616	341.7
10	1'53.086	27.815	30.216	27.118	27.937	338.5	16	23'53.910	30.110	32.417	28.247	28.519	
11	2'02.686 P	30.822	32.987	27.801	31.076	324.3	17	1'53.410	28.075	30.340	27.129	27.866	339.6
12	14'43.100	28.548	31.212	27.935	28.049		18	1'52.516	27.751	30.194	26.870	27.701	340.6
13	1'53.762	28.144	30.300	27.250	28.068	338.5	19	1'52.887	27.852	30.139	27.016	27.880	341.7
14	1'53.319	27.926	30.385	27.073	27.935	338.5	20	2'01.681 P	29.505	32.159	28.752	31.265	340.6
15	1'52.813	27.866	30.189	26.993	27.765	338.5	21	19'32.121	29.499	33.162	28.252	28.537	
16	2'09.412 P	34.289	33.047	29.014	33.062	338.5	22	1'54.793	28.218	30.857	27.458	28.260	341.7
17	13'40.776	28.656	31.219	27.551	27.979		23	1'53.615	28.113	30.453	27.147	27.902	340.6
18	1'53.688	28.079	30.432	27.285	27.892	339.6	24	1'53.075	27.904	30.308	26.965	27.898	341.7
19	1'53.198	28.032	30.267	27.109	27.790	339.6	25	2'01.177 P	29.531	32.296	28.498	30.852	341.7
20	2'02.397 P	30.472	32.386	28.259	31.280	324.3	26	25'25.497	28.458	31.763	27.788	28.201	
21	18'53.460	29.551	31.743	28.426	28.305		27	1'53.229	28.110	30.339	27.027	27.753	341.7
22	1'52.235	27.770	30.076	26.869	27.520	338.5	28	1'53.164	27.906	30.365	27.075	27.818	341.7
23	1'55.580	27.751	30.033	29.317	28.479	342.8	29	1'53.553	27.917	30.405	27.135	28.096	343.9
24	1'52.224	27.790	29.922	26.784	27.728	342.8	30	2'02.133 P	30.515	32.319	28.336	30.963	340.6
25	1'52.595	27.698	30.150	26.967	27.780	339.6	31	12'02.639	30.662	33.061	28.383	28.544	
26	2'03.716 P	27.751	35.696	29.040	31.229	338.5	32	1'54.894	28.249	30.821	27.451	28.373	339.6
27	15'36.034	27.746	30.873	27.218	27.712		33	1'53.312	27.951	30.345	27.133	27.883	340.6
28	1'52.423	27.700	30.108	26.984	27.631	339.6	34	1'58.897 P	27.971	31.001	28.838	31.087	341.7
29	1'52.257	27.665	30.086	26.833	27.673	340.6	35	20'46.702	28.359	31.187	27.419	27.902	
30	1'52.486	27.738	30.007	27.042	27.699	338.5	36	1'52.054	27.497	30.013	26.692	27.852	345.0
31	2'03.364 P	29.815	31.946	28.793	32.810	332.3	37	2'02.337 P	29.909	32.522	28.874	31.032	345.0
32	17'52.805	27.556	30.742	27.504	28.323		38	10'47.948	28.322	31.606	27.787	27.883	
33	1'51.432	27.490	29.701	26.739	27.502	341.7	39	1'51.335	27.473	29.761	26.671	27.430	341.7
34	1'59.951 P	29.965	31.801	28.277	29.908	324.3	40	1'59.265 P	29.386	31.398	28.235	30.246	342.8
35	5'14.244	26.767	30.398	27.269	27.562		41	30'51.724	29.448	32.656	28.356	28.698	
36	1'51.260	27.420	29.735	26.783	27.322	341.7	42	2'03.840 P	29.186	34.182	29.264	31.208	339.6
37	2'05.825 P	34.388	32.573	28.518	30.346	326.2	unfinished	28.346	32.011				
38	33'42.721	27.959	30.957	27.683	27.923								

Fastest Lap: Francesco BAGNAIA Ducati Lenovo Team ITA **1'50.952** 27.419 29.584 26.611 27.338

These data/results cannot be reproduced, stored and/or transmitted in whole or in part by any manner of electronic, mechanical, photocopying, recording, broadcasting or otherwise now known or herein after developed without the previous express consent by the copyright owner, except for reproduction in daily press and regular printed publications on sale to the public within 60 days of the event related to those data/results and always provided that copyright symbol appears together as follows below.
© DORNA, 2024



Day 2 Practice

MotoGP

Lap	Lap Time	T1	T2	T3	T4	Speed	Lap	Lap Time	T1	T2	T3	T4	Speed
5th	25	Raul FERNANDEZ Trackhouse Racing SPA					54	1'52.515	27.822	30.161	26.772	27.760	343.9
		Runs=13 Total laps=56 Full laps=30 Valid laps=30					55	1'52.283	27.705	30.095	26.864	27.619	343.9
1	1:59'42.856	30.473	32.652	28.681	29.381		56	1'56.875 P	28.391	30.664	28.360	29.460	343.9
2	1'55.873	29.052	30.716	27.414	28.691	339.6	6th 12 Maverick VIÑALES Aprilia Racing SPA						
3	2'07.190 P	29.560	32.703	29.230	35.697	315.7			Runs=10 Total laps=60 Full laps=40 Valid laps=40				
4	9'06.028	28.957	32.753	29.180	28.590		1	2:21'42.042	30.651	31.976	28.069	28.843	
5	1'53.869	28.059	30.472	27.290	28.048	341.7	2	1'54.167	28.261	30.609	27.237	28.060	336.4
6	1'57.954 P	28.229	30.916	27.708	31.101	343.9	3	1'53.282	28.105	30.212	27.027	27.938	336.4
7	13'22.117	29.081	31.439	27.625	28.423		4	1'53.477	28.117	30.275	27.063	28.022	336.4
8	1'54.008	28.321	30.499	27.168	28.020	339.6	5	1'53.674	28.138	30.284	27.044	28.208	335.4
9	1'53.177	27.929	30.262	27.079	27.907	339.6	6	2'04.897 P	31.438	32.246	29.194	32.019	318.5
10	2'09.463	28.008	42.302	30.493	28.660	340.6	7	11'42.637	29.216	31.155	27.769	28.027	
11	1'58.188	31.650	31.292	27.239	28.007	341.7	8	1'53.050	27.947	30.221	27.137	27.745	339.6
12	1'53.320	27.954	30.357	27.079	27.930	341.7	9	1'53.094	27.869	30.140	27.090	27.995	337.5
13	2'03.555 P	29.852	31.647	28.218	33.838	343.9	10	1'56.717	30.368	30.690	27.394	28.265	337.5
14	12'26.326	29.016	32.034	27.552	28.295		11	1'52.924	27.908	30.219	26.954	27.843	337.5
15	1'58.154	32.179	30.561	27.392	28.022	340.6	12	2'03.785 P	30.395	32.088	28.759	32.543	337.5
16	1'53.710	28.000	30.273	27.121	28.316	339.6	13	37'05.643	29.080	31.432	27.618	28.354	
17	1'58.823	28.060	35.226	27.505	28.032	340.6	14	1'53.469	28.046	30.458	27.131	27.834	338.5
18	2'05.322 P	27.988	37.270	28.572	31.492	343.9	15	1'53.237	27.906	30.250	26.954	28.127	337.5
19	17'56.357	31.633	31.317	27.547	28.077		16	1'52.827	27.898	30.134	26.918	27.877	337.5
20	1'52.483	27.847	30.032	26.886	27.718	341.7	17	1'53.156	27.888	30.306	27.042	27.920	337.5
21	1'52.611	27.909	30.130	26.890	27.682	340.6	18	2'02.022 P	30.280	31.919	28.359	31.464	336.4
22	1'59.132 P	28.925	30.853	27.551	31.803	340.6	19	28'39.307	30.351	33.579	28.413	28.704	
23	28'48.499	29.374	31.278	27.362	28.067		20	1'55.006	28.474	30.846	27.580	28.106	337.5
24	1'54.757	27.791	30.239	28.340	28.387	339.6	21	1'53.011	27.972	30.279	26.957	27.803	337.5
25	1'53.017	27.914	30.179	27.011	27.913	339.6	22	1'52.882	27.837	30.084	26.863	28.098	339.6
26	1'52.942	27.811	30.257	26.873	28.001	342.8	23	2'01.795 P	33.475	30.613	27.238	30.469	339.6
27	2'01.191 P	29.734	31.565	28.135	31.757	342.8	24	26'28.939	28.944	31.383	28.142	28.225	
28	11'50.379	38.262	31.265	27.298	28.079		25	1'53.319	28.018	30.351	27.012	27.938	337.5
29	1'53.243	28.009	30.311	26.999	27.924	340.6	26	1'54.817	28.005	30.417	28.324	28.071	338.5
30	1'55.040	27.944	30.695	27.482	28.919	341.7	27	1'56.083 P	28.023	30.333	26.939	30.788	337.5
31	1'59.208	28.058	30.989	30.706	29.455	340.6	28	13'45.578	29.624	31.815	27.971	28.295	
32	2'03.187 P	28.065	30.308	30.700	34.114	342.8	29	1'53.069	28.032	30.260	27.018	27.759	338.5
33	10'21.806	28.867	31.499	27.617	28.094		30	1'52.832	27.881	30.218	26.914	27.819	339.6
34	1'53.473	27.993	30.317	27.063	28.100	339.6	31	2'01.442 P	30.790	31.761	27.812	31.079	338.5
35	1'53.173	27.896	30.328	27.005	27.944	340.6	32	13'37.600	28.487	31.198	27.937	27.824	
36	1'53.191	27.852	30.305	26.996	28.038	339.6	33	1'51.387	27.514	29.851	26.546	27.476	340.6
37	2'01.861 P	29.655	31.458	27.789	32.959	339.6	34	2'00.682 P	30.092	31.470	27.892	31.228	338.5
38	15'35.184	28.927	31.617	27.862	28.482		35	5'17.781	27.760	31.158	27.905	27.644	
39	1'53.569	28.031	30.391	27.104	28.043	340.6	36	1'56.467	27.745	31.067	29.685	27.970	340.6
40	1'53.389	27.925	30.333	27.085	28.046	340.6	37	1'56.289	27.461	34.767	26.604	27.457	340.6
41	2'03.205 P	30.301	31.603	28.956	32.345	341.7	38	2'01.498 P	30.759	31.767	27.811	31.161	337.5
42	14'40.510	29.967	31.463	27.596	28.539		39	20'11.470	29.039	31.216	27.315	27.963	
43	1'52.277	27.935	29.990	26.750	27.602	341.7	40	1'52.776	27.811	30.141	27.062	27.762	340.6
44	1'52.111	27.636	30.040	26.784	27.651	342.8	41	1'57.671 P	28.578	30.925	27.430	30.738	340.6
45	2'01.508 P	29.811	31.760	28.040	31.897	341.7	42	19'27.663	28.763	31.817	27.921	28.206	
46	18'18.241	28.785	31.203	27.384	27.828		43	1'53.644	28.117	30.484	27.222	27.821	339.6
47	1'51.918	27.693	29.980	26.638	27.607	346.1	44	1'52.865	27.894	30.175	27.100	27.696	339.6
48	1'58.402 P	29.913	30.734	27.612	30.143	346.1	45	1'52.810	27.847	30.227	26.933	27.803	340.6
49	5'42.743	30.175	30.961	28.470	28.342		46	1'52.743	27.865	30.260	26.942	27.676	340.6
50	1'51.341	27.503	29.703	26.627	27.508	346.1	47	1'52.780	27.820	30.185	27.033	27.742	341.7
51	2'04.278 P	31.072	31.755	28.208	33.243	340.6	48	1'53.364	27.842	30.264	26.914	28.344	341.7
52	19'46.843	29.023	32.088	27.941	28.409		49	1'53.004	27.876	30.309	27.014	27.805	340.6
53	1'52.637	27.902	30.179	26.933	27.623	343.9	50	1'52.936	27.881	30.319	27.004	27.732	340.6

Fastest Lap: Francesco BAGNAIA Ducati Lenovo Team ITA **1'50.952** 27.419 29.584 26.611 27.338

These data/results cannot be reproduced, stored and/or transmitted in whole or in part by any manner of electronic, mechanical, photocopying, recording, broadcasting or otherwise now known or herein after developed without the previous express consent by the copyright owner, except for reproduction in daily press and regular printed publications on sale to the public within 60 days of the event related to those data/results and always provided that copyright symbol appears together as follows below.
© DORNA, 2024



Day 2 Practice

MotoGP

Lap	Lap Time	T1	T2	T3	T4	Speed	Lap	Lap Time	T1	T2	T3	T4	Speed
51	1'53.064	27.844	30.402	26.991	27.827	340.6	44	22'42.190	32.305	31.644	27.708	28.186	
52	1'52.906	27.938	30.289	26.976	27.703	339.6	45	1'52.530	27.751	29.992	27.179	27.608	342.8
53	1'54.413	27.789	30.281	28.073	28.270	340.6	46	1'52.327	27.571	30.108	27.107	27.541	343.9
54	1'52.710	27.759	30.247	27.009	27.695	340.6	47	1'52.500	27.655	30.122	27.023	27.700	345.0
55	1'52.747	27.776	30.244	27.014	27.713	340.6	48	1'53.733	27.830	31.107	27.132	27.664	347.2
56	1'52.934	27.777	30.417	26.967	27.773	342.8	49	1'52.746	27.720	30.132	27.157	27.737	346.1
57	1'52.905	27.891	30.297	26.975	27.742	342.8	50	1'52.648	27.646	30.226	26.964	27.812	345.0
58	1'54.557	27.854	30.652	27.101	28.950	340.6		unfinished	27.802	30.297	27.193		342.8
59	1'56.098	27.854	30.258	29.939	28.047	339.6							
60	1'56.809 P	27.823	30.244	27.220	31.522	340.6							

7th		89	Jorge MARTIN	Prima Pramac Racing SPA									
		Runs=9	Total laps=50	Full laps=33 Valid laps=33									
1	2:31'52.409	34.736	31.880	28.034	28.331								
2	1'57.850	28.294	33.946	27.496	28.114	339.6	1	2:14'53.028	32.462	32.438	28.448	28.698	
3	1'53.850	28.055	30.468	27.245	28.082	339.6	2	1'55.305	28.597	30.874	27.680	28.154	340.6
4	1'53.311	27.898	30.376	27.137	27.900	341.7	3	1'54.452	28.102	30.644	27.503	28.203	340.6
5	1'56.633	30.037	31.338	27.309	27.949	341.7	4	1'54.021	28.151	30.509	27.363	27.998	340.6
6	1'53.236	27.923	30.322	27.103	27.888	341.7	5	1'54.291	28.138	30.561	27.421	28.171	341.7
7	1'53.487	27.831	30.323	27.215	28.118	341.7	6	2'06.573 P	30.760	33.055	29.360	33.398	340.6
8	2'03.438 P	30.621	32.636	29.410	30.771	340.6	7	15'13.455	31.675	32.688	28.147	28.230	
9	13'09.917	29.435	31.960	28.123	28.152		8	1'53.981	28.165	30.504	27.352	27.960	341.7
10	1'53.494	28.077	30.336	27.192	27.889	340.6	9	1'53.327	27.943	30.286	27.243	27.855	341.7
11	1'53.011	27.838	30.250	27.203	27.720	341.7	10	1'53.140	27.885	30.301	27.149	27.805	340.6
12	1'52.970	27.910	30.164	27.157	27.739	343.9	11	1'53.587	28.207	30.253	27.247	27.880	341.7
13	1'53.133	27.763	30.330	27.206	27.834	343.9	12	2'09.648 P	30.484	34.086	30.839	34.239	341.7
14	2'05.019 P	31.211	32.614	30.040	31.154	343.9	13	20'44.487	30.422	31.687	28.312	28.460	
15	16'21.083	33.060	31.186	27.545	28.023		14	1'53.543	28.051	30.397	27.230	27.865	339.6
16	1'53.494	27.986	30.486	27.157	27.865	341.7	15	1'53.317	28.040	30.342	27.097	27.838	341.7
17	1'53.082	27.743	30.285	27.181	27.873	341.7	16	1'53.069	27.869	30.248	27.101	27.851	341.7
18	1'53.307	27.863	30.355	27.213	27.876	340.6	17	2'04.746 P	30.409	33.082	29.088	32.167	340.6
19	1'53.268	27.772	30.315	27.297	27.884	341.7	18	37'48.884	30.270	32.029	27.928	28.135	
20	1'59.487 P	29.981	30.731	27.244	31.531	340.6	19	1'55.534	27.989	30.416	29.059	28.070	340.6
21	13'35.885	29.138	31.203	27.815	27.917		20	1'53.091	27.851	30.291	27.129	27.820	340.6
22	1'53.062	27.916	30.227	27.155	27.764	342.8	21	1'53.044	27.757	30.313	27.053	27.921	341.7
23	1'52.168	27.654	29.911	26.952	27.651	340.6	22	2'00.184 P	29.520	31.657	27.960	31.047	341.7
24	1'57.063 P	28.140	31.475	27.657	29.791	342.8	23	18'48.825	30.740	31.123	27.447	27.832	
25	12'27.604	29.836	30.918	27.472	28.189		24	1'52.008	27.713	30.068	26.772	27.455	341.7
26	1'52.745	27.810	30.150	27.075	27.710	339.6	25	1'52.591	27.623	30.134	27.021	27.813	345.0
27	1'52.676	27.736	30.123	27.087	27.730	340.6	26	2'00.359	27.698	37.451	27.405	27.805	340.6
28	1'52.639	27.710	30.125	27.004	27.800	342.8	27	1'52.538	27.623	30.252	26.991	27.672	347.2
29	2'01.358 P	30.581	31.663	27.678	31.436	340.6	28	1'52.973	27.758	30.359	27.028	27.828	347.2
30	14'36.185	28.554	30.845	27.567	28.087		29	2'03.880 P	27.834	34.784	28.517	32.745	346.1
31	1'52.978	27.867	30.263	27.108	27.740	339.6	30	20'36.724	29.106	31.089	27.985	27.883	
32	1'52.856	27.660	30.162	27.156	27.878	341.7	31	1'51.569	27.572	29.844	26.780	27.373	340.6
33	1'52.732	27.729	30.140	27.078	27.785	342.8	32	1'59.498 P	27.724	31.906	28.182	31.686	341.7
34	1'52.909	27.691	30.272	27.084	27.862	342.8	33	3'08.930	28.449	31.128	27.575	27.633	
35	2'04.575 P	29.104	32.717	29.115	33.639	339.6	34	1'51.489	27.517	29.803	26.717	27.452	342.8
36	12'47.102	31.121	30.924	27.668	28.114		35	2'01.431 P	27.573	31.694	29.346	32.818	342.8
37	1'52.987	27.834	30.216	27.174	27.763	339.6	36	29'48.393	28.874	32.069	27.971	28.167	
38	1'52.788	27.757	30.137	27.061	27.833	340.6	37	1'53.442	28.048	30.342	27.261	27.791	339.6
39	1'52.663	27.653	30.092	27.184	27.734	341.7	38	1'53.005	27.943	30.187	27.139	27.736	340.6
40	2'02.781 P	30.093	31.827	28.943	31.918	341.7	39	1'53.226	27.818	30.602	27.019	27.787	340.6
41	11'46.454	27.552	31.082	27.595	27.936		40	1'52.846	27.714	30.184	27.069	27.879	341.7
42	1'51.466	27.405	29.810	26.767	27.484	341.7	41	1'53.176	27.866	30.357	27.137	27.816	339.6
43	2'00.950 P	29.691	31.789	28.170	31.300	343.9	42	1'53.040	27.812	30.282	27.167	27.779	338.5
							43	1'53.263	27.814	30.400	27.127	27.922	338.5
							44	1'53.020	27.901	30.239	27.100	27.780	338.5
							45	1'53.111	27.841	30.281	27.092	27.897	338.5

Fastest Lap: Francesco BAGNAIA Ducati Lenovo Team ITA **1'50.952** 27.419 29.584 26.611 27.338

These data/results cannot be reproduced, stored and/or transmitted in whole or in part by any manner of electronic, mechanical, photocopying, recording, broadcasting or otherwise now known or herein after developed without the previous express consent by the copyright owner, except for reproduction in daily press and regular printed publications on sale to the public within 60 days of the event related to those data/results and always provided that copyright symbol appears together as follows below.
© DORNA, 2024



Day 2 Practice

MotoGP

Lap	Lap Time	T1	T2	T3	T4	Speed	Lap	Lap Time	T1	T2	T3	T4	Speed
46	1'53.069	27.940	30.304	27.075	27.750	337.5	38	1'53.088	27.785	30.322	27.073	27.908	342.8
47	1'53.264	27.931	30.281	27.171	27.881	337.5	39	1'53.197	27.901	30.215	27.169	27.912	342.8
48	<u>2'02.954</u> P	27.984	30.255	29.876	<u>34.839</u>	<u>336.4</u>	40	1'53.345	27.812	30.384	27.333	27.816	342.8
49	<u>24'12.558</u>	29.511	31.732	27.938	28.105		41	1'53.268	27.875	30.352	27.285	27.756	342.8
50	1'52.587	27.822	30.111	27.028	27.626	343.9	42	1'53.317	27.823	30.330	27.285	27.879	342.8
51	1'52.638	27.669	30.229	27.115	27.625	345.0	43	1'53.389	27.824	30.327	27.311	27.927	342.8
52	1'52.320	27.604	30.119	27.011	27.586	345.0	44	1'53.395	27.913	30.345	27.268	27.869	342.8
53	1'52.467	27.651	30.096	26.967	27.753	345.0	45	1'53.200	27.746	30.268	27.253	27.933	341.7
54	1'52.496	27.678	30.178	26.986	27.654	345.0	46	1'53.457	27.805	30.344	27.401	27.907	342.8
55	1'52.442	27.657	30.058	27.067	27.660	345.0	47	1'53.432	27.829	30.295	27.443	27.865	343.9
56	1'52.391	27.631	30.178	26.985	27.597	345.0		unfinished	27.827	34.330	39.158		342.8
57	1'52.429	27.633	30.128	26.995	27.673	346.1	48	2'02.625	33.813	32.510	28.205	28.097	
58	1'52.603	27.648	30.192	27.018	27.745	347.2	49	1'51.684	27.523	29.771	<u>26.853</u>	<u>27.537</u>	345.0
59	1'53.020	27.656	30.402	27.176	27.786	<u>350.6</u>	50	1'51.813	27.464	29.885	26.859	27.605	<u>346.1</u>
60	1'52.472	27.756	30.066	26.981	27.669	343.9	51	<u>2'02.173</u> P	30.823	31.755	27.585	<u>32.010</u>	346.1
	unfinished	33.074				341.7	52	<u>12'00.252</u>	31.379	31.817	27.938	28.341	
							53	<u>1'51.583</u>	<u>27.443</u>	<u>29.728</u>	26.854	27.558	343.9
							54	1'52.047	27.451	30.030	26.916	27.650	343.9
							55	<u>2'12.976</u> P	34.567	33.705	31.334	<u>33.370</u>	335.4

9th 33 Brad BINDER Red Bull KTM Factory RSA
 Runs=9 Total laps=55 Full laps=38 Valid laps=41

1	<u>2:01'08.425</u> P	36.428	37.679	32.708	34.208	
2	<u>25'45.181</u>	31.625	32.639	28.971	28.653	
3	1'56.168	28.713	30.829	27.724	28.902	341.7
4	1'54.389	28.193	30.557	27.491	28.148	341.7
5	1'54.489	28.145	30.750	27.403	28.191	342.8
6	<u>2'03.876</u> P	31.830	31.625	28.196	<u>32.225</u>	341.7
7	<u>16'52.629</u>	33.505	38.310	28.741	28.732	
8	1'56.733	29.191	31.361	27.985	28.196	341.7
9	1'54.427	28.253	30.383	27.464	28.327	341.7
10	1'53.893	28.077	30.356	27.306	28.154	341.7
11	<u>2'09.804</u> P	35.235	34.408	28.252	<u>31.909</u>	341.7
12	<u>12'51.238</u>	30.313	31.040	27.894	28.115	
13	1'53.226	27.934	30.222	27.305	27.765	342.8
14	1'53.344	28.007	30.220	27.204	27.913	345.0
15	<u>2'08.274</u> P	32.180	31.925	27.786	<u>36.383</u>	342.8
16	<u>40'10.198</u>	29.714	32.850	28.332	28.534	
17	1'53.842	28.152	30.318	27.322	28.050	343.9
18	1'53.565	27.983	30.236	27.297	28.049	343.9
19	1'52.908	27.875	30.084	27.140	27.809	343.9
20	<u>2'03.008</u> P	30.315	32.007	28.349	<u>32.337</u>	343.9
21	<u>23'11.610</u>	32.376	32.430	28.299	28.546	
22	1'54.357	28.140	30.474	27.676	28.067	341.7
23	1'53.367	27.903	30.318	27.307	27.839	342.8
24	<u>2'05.774</u> P	32.987	32.334	28.615	<u>31.838</u>	342.8
25	<u>35'19.236</u>	30.757	32.511	28.318	28.562	
26	1'53.292	27.982	30.241	27.264	27.805	341.7
27	1'52.995	27.829	30.104	27.238	27.824	341.7
28	1'53.078	27.752	30.260	27.211	27.855	342.8
29	1'52.979	27.885	30.187	27.157	27.750	341.7
30	1'53.342	27.820	30.442	27.169	27.911	342.8
31	1'53.307	27.946	30.295	27.269	27.797	341.7
32	1'53.130	27.942	30.266	27.209	27.713	341.7
33	1'53.202	27.901	30.215	27.209	27.877	341.7
34	1'52.859	27.768	30.189	27.155	27.747	341.7
35	1'53.216	27.763	30.372	27.212	27.869	342.8
36	1'53.301	27.849	30.355	27.252	27.845	343.9
37	1'53.133	27.882	30.310	27.165	27.776	342.8

10th 72 Marco BEZZECCHI Pertamina Enduro VR ITA
 Runs=9 Total laps=49 Full laps=31 Valid laps=31

1	<u>2:16'07.630</u>	32.628	32.404	28.551	29.048	
2	1'56.072	28.502	30.860	28.198	28.512	345.0
3	1'54.501	28.089	30.535	27.718	28.159	341.7
4	1'53.232	27.967	30.292	27.102	27.871	340.6
5	1'57.049	28.063	31.865	28.733	28.388	340.6
6	<u>2'02.535</u> P	28.171	34.169	29.447	<u>30.748</u>	343.9
7	<u>12'48.480</u>	31.094	32.072	28.043	28.203	
8	1'53.750	28.144	30.380	27.400	27.826	341.7
9	1'53.221	27.930	30.285	27.207	27.799	341.7
10	1'53.496	27.892	30.293	27.301	28.010	342.8
11	<u>2'03.472</u> P	27.957	33.578	31.448	<u>30.489</u>	341.7
12	<u>27'32.940</u>	30.342	32.281	28.852	28.309	
13	1'53.489	28.141	30.369	27.200	27.779	341.7
14	1'53.343	27.851	30.553	27.110	27.829	341.7
15	1'52.958	27.852	30.207	27.118	27.781	342.8
16	1'55.426	28.844	30.551	27.661	28.370	342.8
17	<u>1'55.428</u> P	27.883	30.342	27.133	<u>30.070</u>	342.8
18	<u>12'29.214</u>	31.230	33.518	29.315	28.673	
19	1'55.155	28.619	30.740	27.437	28.359	343.9
20	1'53.833	27.997	30.456	27.403	27.977	341.7
21	1'52.756	27.748	30.152	27.020	27.836	342.8
22	1'52.701	27.689	30.234	27.052	27.726	342.8
23	<u>2'01.642</u> P	31.536	32.517	27.714	<u>29.875</u>	343.9
24	<u>41'32.075</u>	30.867	32.172	27.713	27.970	
25	1'53.970	27.855	31.141	27.093	27.881	342.8
26	1'52.241	27.577	29.968	27.122	27.574	341.7
27	<u>2'01.416</u> P	29.459	32.072	27.751	<u>32.134</u>	343.9
28	<u>4'00.453</u>	28.680	30.904	27.397	27.852	
29	1'51.758	27.568	<u>29.942</u>	26.769	<u>27.479</u>	342.8
30	<u>2'02.609</u> P	29.495	34.059	27.423	<u>31.632</u>	342.8
31	<u>7'05.709</u>	29.566	32.197	27.738	28.253	
32	1'55.864	27.774	33.051	27.186	27.853	341.7
33	1'53.275	27.854	30.215	27.336	27.870	341.7
34	<u>2'10.961</u> P	30.033	33.430	35.028	<u>32.470</u>	342.8

Fastest Lap: Francesco BAGNAIA Ducati Lenovo Team ITA **1'50.952** 27.419 29.584 26.611 27.338

These data/results cannot be reproduced, stored and/or transmitted in whole or in part by any manner of electronic, mechanical, photocopying, recording, broadcasting or otherwise now known or herein after developed without the previous express consent by the copyright owner, except for reproduction in daily press and regular printed publications on sale to the public within 60 days of the event related to those data/results and always provided that copyright symbol appears together as follows below.
 © DORNA, 2024



Day 2 Practice

MotoGP

Lap	Lap Time	T1	T2	T3	T4	Speed	Lap	Lap Time	T1	T2	T3	T4	Speed
35	51'08.155	30.101	42.558	28.593	28.117		39	2'03.337 P	31.091	32.312	28.694	31.240	339.6
36	1'53.015	27.897	30.403	27.053	27.662	343.9	40	8'31.627	29.925	33.648	32.343	27.970	
37	1'52.575	27.619	30.167	27.107	27.682	342.8	41	1'51.720	27.509	29.853	26.893	27.465	340.6
38	1'52.657	27.664	30.248	27.028	27.717	343.9	42	2'05.778 P	30.187	33.269	28.844	33.478	343.9
39	1'52.889	27.733	30.191	27.244	27.721	345.0	43	22'30.844	28.248	32.050	28.044	28.311	
40	1'53.140	28.009	30.158	27.066	27.907	342.8	44	1'53.621	28.070	30.281	27.366	27.904	337.5
41	1'53.132	27.789	30.202	27.194	27.947	343.9	45	1'53.479	27.952	30.230	27.382	27.915	337.5
42	1'52.973	27.669	30.243	27.193	27.868	343.9	46	1'53.822	28.021	30.487	27.330	27.984	337.5
43	1'53.091	27.715	30.247	27.272	27.857	342.8	47	1'53.345	27.817	30.298	27.331	27.899	337.5
44	1'53.086	27.779	30.280	27.236	27.791	342.8	48	1'53.520	27.840	30.376	27.370	27.934	338.5
45	1'57.751 P	27.838	30.312	27.342	32.259	345.0	49	1'53.608	27.943	30.402	27.400	27.863	338.5
46	12'02.451	29.246	31.578	27.319	27.814		50	1'53.619	27.901	30.373	27.363	27.982	339.6
47	1'55.101	28.625	31.266	27.437	27.773	346.1	51	1'53.900	27.905	30.460	27.537	27.998	338.5
48	1'51.678	27.486	29.955	26.748	27.489	345.0	52	3'17.023 P	27.841	30.448	27.442	1'51.292	339.6
49	2'14.645 P	27.541	42.362	30.888	33.854	346.1	53	22'04.523	32.639	31.662	28.397	28.708	

11th 43 Jack MILLER Red Bull KTM Factory AUS
 Runs=11 Total laps=57 Full laps=38 Valid laps=38

1	2:39'10.043	31.059	33.109	28.874	28.737	
2	1'55.978	28.459	30.953	27.987	28.579	336.4
3	1'55.463	28.414	30.853	27.785	28.411	336.4
4	1'57.911	28.124	33.654	27.775	28.358	337.5
5	1'54.743	28.125	30.633	27.721	28.264	338.5
6	2'08.017 P	31.446	33.917	29.246	33.408	338.5
7	11'16.652	38.013	32.597	28.073	28.266	
8	1'54.077	28.085	30.423	27.495	28.074	340.6
9	1'54.037	28.011	30.301	27.491	28.234	339.6
10	1'54.670	28.076	30.517	27.822	28.255	338.5
11	2'03.359 P	28.209	32.665	30.202	32.283	337.5
12	12'12.698	35.727	31.154	27.534	27.929	
13	1'53.610	28.015	30.297	27.444	27.854	340.6
14	1'55.750	28.380	32.259	27.306	27.805	340.6
15	1'53.430	27.969	30.260	27.258	27.943	340.6
16	2'00.316 P	28.433	32.475	28.682	30.726	340.6
17	43'10.019	29.707	31.748	30.503	29.704	
18	1'54.919	28.267	30.865	27.593	28.194	336.4
19	1'54.293	28.096	30.588	27.536	28.073	337.5
20	1'54.394	27.977	30.489	27.550	28.378	337.5
21	1'54.203	28.011	30.573	27.465	28.154	337.5
22	2'06.544 P	30.956	33.020	29.181	33.387	337.5
23	11'43.051	28.748	31.204	27.788	28.083	
24	2'03.303	27.797	30.362	35.757	29.387	338.5
25	1'53.597	27.983	30.220	27.388	28.006	340.6
26	1'55.803	29.280	30.959	27.661	27.903	339.6
27	1'53.345	27.784	30.301	27.266	27.994	341.7
28	1'53.499	27.824	30.324	27.393	27.958	337.5
29	2'04.787 P	30.662	33.068	29.347	31.710	339.6
30	26'12.117	30.898	32.788	28.198	28.885	
31	1'53.534	27.848	30.258	27.267	28.161	341.7
32	1'52.878	27.832	30.197	27.143	27.706	340.6
33	1'52.815	27.693	30.160	27.175	27.787	342.8
34	1'53.140	27.797	30.271	27.173	27.899	343.9
35	2'06.371 P	30.398	34.797	29.761	31.415	341.7
36	12'11.746	30.186	34.421	28.221	28.605	
37	2'03.455	31.414	32.816	31.205	28.020	339.6
38	1'52.048	27.586	29.878	26.952	27.632	339.6

12th 88 Miguel OLIVEIRA Trackhouse Racing POR
 Runs=15 Total laps=65 Full laps=39 Valid laps=40

1	1:05'40.370	30.870	32.739	28.862	29.528	
2	2'00.700	31.580	32.044	28.385	28.691	337.5
3	1'55.435	28.669	30.787	27.677	28.302	339.6
4	1'57.953 P	28.513	30.675	27.536	31.229	339.6
5	12'48.537	33.218	32.113	28.405	28.710	
6	1'55.104	28.701	30.698	27.559	28.146	339.6
7	1'54.787	28.488	30.583	27.508	28.208	341.7
8	1'59.756	28.431	33.546	28.894	28.885	338.5
9	1'54.843	28.387	30.689	27.586	28.181	338.5
10	2'03.693 P	30.203	32.224	28.765	32.501	339.6
11	24'35.280	31.480	32.266	29.090	28.855	
12	1'56.126	28.638	31.217	27.900	28.371	339.6
13	2'05.050 P	28.177	30.774	29.483	36.616	339.6
14	19'15.921	31.874	32.238	28.748	28.682	
15	1'54.242	28.274	30.492	27.434	28.042	340.6
16	1'58.563	28.099	33.680	28.404	28.380	340.6
17	1'53.599	28.094	30.392	27.243	27.870	339.6
18	1'59.651 P	29.119	31.641	28.213	30.678	339.6
19	13'59.034	37.599	32.040	28.504	28.867	
20	1'55.147	28.409	30.863	27.725	28.150	338.5
21	1'54.313	28.249	30.501	27.484	28.079	340.6
22	1'53.962	28.126	30.510	27.332	27.994	339.6
23	2'01.794 P	29.751	32.433	28.723	30.887	339.6
24	16'03.579	30.619	31.826	28.124	28.142	
25	1'53.462	27.961	30.358	27.311	27.832	340.6
26	1'53.625	28.033	30.294	27.281	28.017	338.5
27	1'55.443	28.022	30.323	27.137	29.961	339.6
28	1'53.596	28.056	30.397	27.262	27.881	340.6
29	2'02.227 P	31.242	33.206	27.487	30.292	338.5
30	22'09.991	30.851	32.479	28.524	28.602	
31	1'54.444	28.211	30.645	27.597	27.991	339.6
32	1'53.840	28.121	30.397	27.323	27.999	339.6
33	1'58.652	28.139	32.688	29.302	28.523	340.6
34	1'53.472	27.999	30.377	27.193	27.903	340.6

Fastest Lap: Francesco BAGNAIA Ducati Lenovo Team ITA **1'50.952** 27.419 29.584 26.611 27.338

These data/results cannot be reproduced, stored and/or transmitted in whole or in part by any manner of electronic, mechanical, photocopying, recording, broadcasting or otherwise now known or herein after developed without the previous express consent by the copyright owner, except for reproduction in daily press and regular printed publications on sale to the public within 60 days of the event related to those data/results and always provided that copyright symbol appears together as follows below.
 © DORNA, 2024



Day 2 Practice

MotoGP

Lap	Lap Time		T1	T2	T3	T4	Speed	Lap	Lap Time		T1	T2	T3	T4	Speed
35	1'59.827	P	29.602	32.103	28.653	29.469	341.7	22	1'58.246	P	27.990	30.524	28.778	30.954	338.5
36	30'41.270		31.702	31.755	28.239	28.438		23	23'05.424		29.453	32.589	28.317	28.641	
37	1'54.245		28.293	30.641	27.316	27.995	339.6	24	1'54.766		28.368	30.765	27.501	28.132	337.5
38	1'53.715		28.146	30.364	27.289	27.916	339.6	25	1'54.239		28.056	30.585	27.289	28.309	338.5
39	1'58.577		30.247	31.695	28.161	28.474	339.6	26	1'54.041		28.024	30.511	27.329	28.177	338.5
40	1'58.667	P	28.043	30.420	29.493	30.711	339.6	27	2'00.670	P	29.822	31.307	28.406	31.135	338.5
41	12'13.586		30.410	31.579	28.054	28.337		28	11'56.500		29.300	31.870	28.004	28.316	
	unfinished		27.981	30.291			340.6	29	1'53.319		28.108	30.263	27.107	27.841	338.5
42	1'58.628		30.494	31.865	27.978	28.291		30	1'52.346		27.670	30.087	26.895	27.694	340.6
43	1'53.693		28.188	30.349	27.312	27.844	340.6	31	2'01.265	P	30.375	31.472	27.637	31.781	341.7
44	1'53.332		27.892	30.297	27.369	27.774	340.6	32	10'51.418		30.049	31.297	27.399	28.042	
45	2'00.370	P	29.828	32.193	28.409	29.940	341.7	33	1'51.944		27.695	29.945	26.666	27.638	341.7
46	16'56.692		29.767	31.235	28.125	28.217		34	1'56.201	P	27.755	30.333	27.159	30.954	342.8
47	1'59.856	P	27.805	30.089	27.043	34.919	342.8	35	18'51.544		29.711	32.153	28.097	28.456	
48	9'38.132		29.306	31.069	27.918	30.169		36	1'53.602		28.157	30.353	27.170	27.922	338.5
49	1'52.344		27.861	30.034	26.857	27.592	347.2	37	1'52.749		27.686	30.182	27.114	27.767	339.6
50	2'01.265	P	32.354	31.940	27.907	29.064	319.5	38	1'52.789		27.763	30.188	27.017	27.821	342.8
51	7'28.805		33.817	30.963	27.725	27.888		39	1'52.782		27.709	30.257	26.940	27.876	343.9
52	1'51.836		27.588	29.897	26.891	27.460	345.0	40	2'01.382	P	29.453	32.022	27.934	31.973	341.7
53	1'57.060	P	29.051	31.366	27.641	29.002	346.1	41	46'54.064		28.842	32.660	28.620	29.386	
54	11'25.475		30.004	31.928	31.324	28.789		42	2'04.252	P	28.843	33.742	29.133	32.534	340.6
55	1'53.908		28.163	30.539	27.326	27.880	345.0	43	6'34.784		28.085	32.045	28.428	29.168	
56	1'53.777		27.943	30.469	27.463	27.902	345.0	44	1'53.523		27.955	30.414	27.145	28.009	341.7
57	1'54.033		28.006	30.652	27.492	27.883	345.0	45	1'53.008		27.748	30.305	27.107	27.848	340.6
58	1'54.133		28.015	30.614	27.588	27.916	342.8	46	1'53.037		27.848	30.391	26.968	27.830	342.8
59	1'53.939		27.969	30.534	27.499	27.937	342.8	47	1'52.843		27.779	30.229	27.030	27.805	341.7
60	1'53.870		27.959	30.484	27.579	27.848	346.1	48	1'53.027		27.788	30.381	26.986	27.872	342.8
61	1'54.870		27.963	30.557	28.068	28.282	343.9	49	1'53.186		27.818	30.442	27.055	27.871	343.9
62	1'53.850		28.025	30.487	27.472	27.866	341.7	50	1'53.027		27.822	30.310	27.044	27.851	343.9
63	1'53.751		28.002	30.494	27.429	27.826	341.7	51	1'53.442		27.789	30.501	27.182	27.970	342.8
64	1'53.917		27.936	30.568	27.455	27.958	341.7	52	1'53.583		27.977	30.473	27.176	27.957	346.1
65	2'07.892	P	31.480	34.272	30.747	31.393	341.7	53	1'53.727		27.963	30.535	27.152	28.077	345.0

13th 73 Alex MARQUEZ Gresini Racing MotoG SPA
Runs=10 Total laps=62 Full laps=42 Valid laps=42

1	2:18'24.276		30.399	32.944	28.839	28.842	
2	1'55.458		28.677	31.021	27.590	28.170	337.5
3	1'53.927		28.091	30.589	27.159	28.088	338.5
4	1'58.202		30.653	31.756	27.554	28.239	338.5
5	1'53.654		27.889	30.422	27.362	27.981	338.5
6	2'01.518	P	29.136	32.589	28.342	31.451	338.5
7	17'05.810		31.198	32.960	28.412	28.729	
8	1'55.618		28.736	31.062	27.557	28.263	337.5
9	1'54.803		28.402	30.725	27.400	28.276	338.5
10	1'54.627		28.167	30.715	27.361	28.384	339.6
11	1'54.381		28.184	30.716	27.375	28.106	339.6
12	2'01.863	P	29.889	32.383	28.199	31.392	338.5
13	16'53.338		29.347	32.479	28.324	28.729	
14	1'54.641		28.397	30.627	27.511	28.106	337.5
15	1'53.788		27.975	30.466	27.234	28.113	337.5
16	1'53.672		28.029	30.478	27.154	28.011	337.5
17	2'02.115	P	28.019	32.940	30.779	30.377	337.5
18	17'32.243		29.187	31.921	28.181	28.516	
19	1'54.384		28.245	30.701	27.332	28.106	337.5
20	1'57.400		28.000	30.498	29.608	29.294	336.4
21	1'53.706		28.023	30.347	27.159	28.177	338.5

14th 20 Fabio QUARTARAR Monster Energy Yama FRA
Runs=11 Total laps=57 Full laps=35 Valid laps=35

1	1:48'58.969		28.964	33.685	28.649	30.736	
2	1'55.316		28.589	30.926	27.618	28.183	341.7
3	1'54.122		28.039	30.578	27.483	28.022	346.1
4	1'58.579	P	30.387	31.136	27.866	29.190	345.0
5	19'25.324		28.187	31.970	28.111	28.548	
6	1'54.656		28.252	30.649	27.679	28.076	343.9
7	1'58.866		28.765	31.072	28.150	30.879	347.2
8	1'54.114		28.017	30.562	27.481	28.054	346.1
9	1'53.996		28.076	30.484	27.340	28.096	346.1
10	2'02.156	P	31.549	32.433	28.324	29.850	345.0
11	24'22.263		30.769	32.314	27.942	28.344	
12	1'54.836		28.663	30.627	27.463	28.083	342.8

Fastest Lap: Francesco BAGNAIA Ducati Lenovo Team ITA **1'50.952** 27.419 29.584 26.611 27.338

These data/results cannot be reproduced, stored and/or transmitted in whole or in part by any manner of electronic, mechanical, photocopying, recording, broadcasting or otherwise now known or herein after developed without the previous express consent by the copyright owner, except for reproduction in daily press and regular printed publications on sale to the public within 60 days of the event related to those data/results and always provided that copyright symbol appears together as follows below.
© DORNA, 2024

Day 2 Practice

MotoGP

Lap	Lap Time	T1	T2	T3	T4	Speed	Lap	Lap Time	T1	T2	T3	T4	Speed
38	1'53.648	28.005	30.362	27.363	27.918	336.4	38	1'53.281	27.857	30.359	27.247	27.818	337.5
39	1'53.401	27.822	30.308	27.336	27.935	337.5	39	1'53.512	27.869	30.346	27.417	27.880	337.5
40	1'53.648	27.810	30.505	27.404	27.929	339.6	40	1'53.538	27.998	30.240	27.400	27.900	338.5
41	1'54.956	27.927	31.481	27.539	28.009	336.4	41	1'53.666	27.960	30.342	27.511	27.853	340.6
42	1'53.903	27.890	30.485	27.550	27.978	338.5	42	1'53.230	27.858	30.279	27.337	27.756	339.6
43	1'53.597	27.936	30.388	27.309	27.964	338.5	43	1'53.514	28.015	30.386	27.359	27.754	338.5
44	1'54.311	28.296	30.585	27.346	28.084	339.6	44	1'53.939	27.864	30.517	27.510	28.048	338.5
45	1'53.951	28.151	30.409	27.387	28.004	339.6	45	1'53.399	27.911	30.362	27.339	27.787	338.5
46	1'53.797	27.934	30.470	27.373	28.020	339.6	46	1'53.286	27.836	30.324	27.358	27.768	338.5
47	1'53.547	27.962	30.433	27.336	27.816	338.5	47	1'53.259	27.827	30.308	27.393	27.731	338.5
48	2'02.751 P	30.476	32.342	28.555	31.378	338.5	48	1'53.386	27.875	30.369	27.416	27.726	338.5
49	12'40.663	28.225	31.618	27.976	28.131		49	2'05.402 P	30.951	33.038	29.453	31.960	338.5
50	1'52.162	27.654	29.862	27.033	27.613	338.5	50	8'02.031	32.308	33.168	29.817	28.758	
51	2'00.228 P	30.401	31.479	27.744	30.604	339.6	51	1'52.702	27.846	30.122	27.192	27.542	338.5
52	5'15.253	29.586	31.493	27.635	27.928		52	1'52.384	27.669	30.151	27.062	27.502	339.6
	unfinished	27.484				341.7	53	2'11.223 P	31.993	35.014	30.900	33.316	339.6

18th 30 Takaaki NAKAGAMI IDEMITSU Honda LC JPN							19th 36 Joan MIR Repsol Honda Team SPA						
Runs=9 Total laps=53 Full laps=35 Valid laps=35							Runs=8 Total laps=32 Full laps=17 Valid laps=17						
1	46'12.448	34.911	35.904	30.379	29.838		1	1:36'59.082	29.429	32.584	28.719	28.837	
2	1'59.358	29.485	32.343	28.875	28.655	334.3	2	1'55.483	28.595	30.886	27.668	28.334	335.4
3	1'55.915	28.914	31.020	27.819	28.162	333.3	3	1'59.355	28.417	33.308	28.279	29.351	335.4
4	1'54.978	28.474	30.556	27.759	28.189	335.4	4	2'08.242 P	35.271	31.549	28.715	32.707	336.4
5	2'09.884 P	31.281	34.007	30.250	34.346	334.3	5	17'01.225	28.278	31.656	28.086	28.509	
6	2:00'08.802	42.720	35.043	30.166	29.675		6	3'42.206 P	1'07.263	54.114	48.124	52.705	225.0
7	2'02.277	31.677	32.629	29.481	28.490	334.3	7	2:47'12.016	29.369	31.979	28.090	28.456	
8	1'55.282	28.439	30.999	27.729	28.115	337.5	8	1'54.833	28.479	30.812	27.480	28.062	337.5
9	1'54.172	28.280	30.502	27.443	27.947	337.5	9	1'54.246	28.137	30.535	27.437	28.137	335.4
10	2'07.798 P	31.507	34.782	28.927	32.582	337.5	10	1'53.786	28.042	30.442	27.357	27.945	336.4
11	18'13.682	38.790	33.356	29.823	29.234		11	1'58.620 P	28.252	30.427	27.957	31.984	336.4
12	1'59.868	28.867	32.705	29.575	28.721	335.4	12	13'17.212	27.987	31.210	27.735	28.158	
13	1'54.666	28.259	30.645	27.697	28.065	336.4	13	1'54.485	28.424	30.692	27.454	27.915	337.5
14	1'54.028	28.121	30.446	27.510	27.951	338.5	14	1'53.779	28.174	30.451	27.303	27.851	338.5
15	2'05.904 P	30.472	33.180	29.667	32.585	337.5	15	1'55.186	28.750	30.935	27.563	27.938	336.4
16	13'41.526	31.303	33.766	29.670	29.096		16	1'53.475	27.996	30.347	27.291	27.841	338.5
17	1'57.793	28.902	31.905	28.432	28.554	336.4	17	1'53.159	27.925	30.246	27.178	27.810	338.5
18	1'54.464	28.320	30.522	27.563	28.059	336.4	18	2'03.027 P	30.735	32.537	28.301	31.454	338.5
19	2'06.933 P	30.709	33.764	30.067	32.393	337.5	19	17'23.483	27.415	30.953	27.430	27.731	
20	26'21.898	31.912	33.439	29.274	28.970		20	1'52.563	27.779	30.170	27.003	27.611	338.5
21	1'54.975	28.285	30.771	27.676	28.243	335.4	21	1'52.457	27.716	30.234	26.931	27.576	339.6
22	1'53.501	28.083	30.209	27.316	27.893	336.4	22	1'52.617	27.651	30.279	27.049	27.638	338.5
23	1'53.118	27.925	30.248	27.243	27.702	337.5	23	2'03.647 P	30.428	32.872	28.703	31.644	338.5
24	2'08.203 P	31.492	33.497	29.771	33.443	339.6	24	24'19.481	27.688	31.315	27.672	28.105	
25	29'28.396	54.822	34.835	29.503	28.915		25	1'53.136	27.920	30.312	27.188	27.716	338.5
26	1'56.465	28.563	31.427	28.123	28.352	336.4	26	1'56.717	27.753	33.853	27.332	27.779	337.5
27	1'53.787	28.137	30.365	27.444	27.841	336.4	27	1'52.906	27.790	30.186	27.197	27.733	338.5
28	2'11.869 P	28.041	36.748	32.514	34.566	336.4	28	2'04.021 P	30.740	32.540	28.928	31.813	338.5
29	29'12.309	39.894	36.418	30.264	29.083		29	12'55.251	28.550	31.051	27.519	27.985	
30	1'55.605	28.587	30.860	28.110	28.048	337.5	30	1'54.359	28.053	31.101	27.363	27.842	339.6
31	1'53.984	27.930	30.418	27.710	27.926	336.4	31	2'00.083 P	27.905	31.531	28.256	32.391	340.6
32	1'53.377	27.904	30.344	27.327	27.802	337.5	32	13'17.855	27.173	30.950	27.450	27.831	
33	2'04.109 P	27.881	33.222	31.214	31.792	338.5		unfinished	27.784	30.149			338.5
34	43'07.180	32.587	33.228	28.956	28.564								
35	1'54.980	28.674	30.699	27.598	28.009	337.5							
36	1'53.157	27.899	30.160	27.300	27.798	338.5							
37	1'53.468	27.876	30.393	27.363	27.836	338.5							

Fastest Lap: Francesco BAGNAIA Ducati Lenovo Team ITA 1'50.952 27.419 29.584 26.611 27.338

These data/results cannot be reproduced, stored and/or transmitted in whole or in part by any manner of electronic, mechanical, photocopying, recording, broadcasting or otherwise now known or herein after developed without the previous express consent by the copyright owner, except for reproduction in daily press and regular printed publications on sale to the public within 60 days of the event related to those data/results and always provided that copyright symbol appears together as follows below.
© DORNA, 2024

Day 2 Practice

MotoGP

Lap	Lap Time	T1	T2	T3	T4	Speed	Lap	Lap Time	T1	T2	T3	T4	Speed
2	1'56.230	28.580	31.082	27.993	28.575	335.4	57	1'59.907	31.023	32.146	28.720	28.018	337.5
3	1'54.521	28.252	30.643	27.496	28.130	337.5	58	1'58.730	30.828	31.473	28.330	28.099	337.5
4	1'54.337	28.248	30.578	27.434	28.077	336.4	59	1'52.891	27.836	30.309	27.113	27.633	337.5
5	1'54.165	28.073	30.539	27.472	28.081	339.6	60	2'07.775 P	31.205	34.581	30.734	31.255	337.5
6	2'02.224 P	30.126	32.513	29.205	30.380	337.5	21st 37 Augusto FERNAND Red Bull GASGAS Te SPA						
7	14'16.794	29.457	35.463	28.380	28.594		Runs=14 Total laps=83 Full laps=55 Valid laps=55						
8	1'55.138	28.546	30.732	27.676	28.184	333.3	1	41'03.494	32.875	33.940	29.062	29.295	
9	1'54.526	28.190	30.675	27.501	28.160	335.4	2	1'57.241	29.417	31.461	27.894	28.469	336.4
10	1'57.238 P	28.154	30.652	27.704	30.728	336.4	3	1'55.657	28.525	30.915	27.749	28.468	337.5
11	12'31.495	29.382	31.501	27.969	28.247		4	1'56.333	28.513	30.934	28.072	28.814	336.4
12	1'54.267	28.207	30.548	27.398	28.114	336.4	5	1'56.076	28.663	31.021	27.766	28.626	335.4
13	2'01.879 P	32.435	31.453	27.988	30.003	337.5	6	2'09.566 P	28.767	35.682	31.253	33.864	335.4
14	10'23.126	28.920	31.943	28.155	28.286		7	14'43.472	32.979	33.109	28.685	29.824	
15	1'54.672	28.345	30.665	27.611	28.051	336.4	8	1'54.951	28.592	30.700	27.351	28.308	336.4
16	1'53.873	28.064	30.483	27.376	27.950	336.4	9	1'54.543	28.421	30.497	27.408	28.217	334.3
17	1'59.969 P	30.149	32.080	28.370	29.370	337.5	10	2'01.349	28.364	30.713	31.439	30.833	334.3
18	14'31.139	30.100	33.218	27.971	28.063		11	1'55.009	28.462	30.594	27.475	28.478	335.4
19	1'53.566	28.028	30.334	27.380	27.824	339.6	12	2'01.017 P	28.364	30.643	28.937	33.073	335.4
20	1'53.898	27.956	30.472	27.292	28.178	337.5	13	13'13.812	31.632	33.472	28.890	28.984	
21	1'53.477	27.906	30.374	27.189	28.008	339.6	14	1'55.086	28.489	30.698	27.476	28.423	336.4
22	1'53.280	27.876	30.429	27.176	27.799	342.8	15	2'01.044	28.280	33.733	29.984	29.047	335.4
23	2'04.567 P	30.260	33.073	30.183	31.051	341.7	16	1'54.956	28.368	30.692	27.461	28.435	335.4
24	34'26.973	31.989	35.256	29.871	28.589		17	1'54.810	28.385	30.566	27.468	28.391	334.3
25	1'55.717	28.498	30.909	28.202	28.108	336.4	18	2'11.012 P	28.414	35.192	31.670	35.736	335.4
26	1'54.163	28.062	30.679	27.445	27.977	337.5	19	21'16.241	31.247	33.437	28.961	28.869	
27	1'53.977	28.128	30.508	27.381	27.960	336.4	20	1'59.684	28.444	33.098	28.655	29.487	337.5
28	2'03.910 P	30.327	32.945	30.114	30.524	336.4	21	2'12.955 P	33.430	32.642	31.466	35.417	249.4
29	34'32.429	28.766	32.051	28.489	28.394		22	9'57.678	30.962	33.244	28.922	28.967	
30	1'54.277	28.233	30.550	27.503	27.991	336.4	23	1'55.182	28.447	30.957	27.502	28.276	336.4
31	1'53.849	27.998	30.557	27.382	27.912	336.4	24	1'54.771	28.330	30.665	27.388	28.388	335.4
32	1'53.881	28.034	30.494	27.382	27.971	336.4	25	1'54.500	28.308	30.528	27.354	28.310	335.4
33	1'53.959	27.967	30.434	27.635	27.923	336.4	26	1'54.514	28.242	30.506	27.440	28.326	336.4
34	1'53.730	28.055	30.428	27.337	27.910	336.4	27	2'04.607 P	28.345	34.361	30.349	31.552	337.5
35	1'53.700	27.989	30.428	27.450	27.833	336.4	28	21'48.025	31.211	32.169	27.811	28.290	
36	1'53.713	27.891	30.475	27.355	27.992	336.4	29	1'55.888	28.158	30.562	27.239	29.929	337.5
37	1'53.708	27.990	30.419	27.407	27.892	336.4	30	1'53.861	28.106	30.406	27.171	28.178	337.5
38	1'53.848	27.898	30.504	27.415	28.031	337.5	31	1'54.277	28.083	30.500	27.288	28.406	336.4
39	1'53.896	27.995	30.576	27.368	27.957	337.5	32	1'56.956	28.189	30.509	28.298	29.960	336.4
40	1'53.907	27.912	30.544	27.531	27.920	337.5	33	2'47.404 P	1'06.275	39.292	30.002	31.835	335.4
41	1'53.793	27.978	30.470	27.416	27.929	337.5	34	18'07.354	29.049	36.150	28.449	28.827	
42	1'53.825	28.008	30.510	27.411	27.896	337.5	35	1'55.338	28.440	31.380	27.288	28.230	338.5
43	1'53.679	27.903	30.496	27.374	27.906	338.5	36	2'03.996	28.397	31.527	31.665	32.407	339.6
44	2'10.798 P	34.041	34.393	30.419	31.945	339.6	37	1'54.767	28.384	30.730	27.328	28.325	339.6
45	27'39.578	44.310	33.074	31.206	28.990		38	1'54.436	28.330	30.672	27.235	28.199	335.4
46	1'55.037	28.434	31.112	27.505	27.986	342.8	39	2'06.322	33.783	32.480	31.766	28.293	336.4
47	1'53.751	27.935	30.558	27.444	27.814	342.8	40	1'57.067 P	28.264	30.494	27.501	30.808	340.6
48	2'05.102 P	32.349	33.274	28.102	31.377	341.7	41	13'40.446	33.846	32.502	28.116	30.419	
49	8'26.892	30.358	31.274	27.689	27.920		42	1'54.492	28.365	30.619	27.283	28.225	342.8
50	1'53.450	27.961	30.388	27.305	27.796	340.6	43	1'54.138	28.110	30.403	27.277	28.348	339.6
51	1'53.325	27.845	30.369	27.352	27.759	341.7	44	1'54.399	28.045	30.667	27.288	28.399	338.5
52	2'01.627 P	30.038	32.347	28.975	30.267	340.6	45	1'59.098	28.198	35.166	27.516	28.218	338.5
53	10'02.977	28.840	33.129	29.449	30.029		46	2'07.799 P	28.170	30.481	34.917	34.231	341.7
54	1'52.677	27.848	30.221	27.034	27.574	338.5	47	16'28.631	30.399	36.551	29.266	29.339	
55	1'59.447 P	27.799	32.120	29.686	29.842	343.9	48	1'59.557	28.719	31.627	29.033	30.178	338.5
56	4'25.889	28.171	31.339	27.771	27.933		49	1'55.353	28.487	30.847	27.589	28.430	340.6

Fastest Lap: Francesco BAGNAIA	Ducati Lenovo Team	ITA	1'50.952	27.419	29.584	26.611	27.338
---------------------------------------	--------------------	-----	-----------------	--------	--------	--------	--------

These data/results cannot be reproduced, stored and/or transmitted in whole or in part by any manner of electronic, mechanical, photocopying, recording, broadcasting or otherwise now known or herein after developed without the previous express consent by the copyright owner, except for reproduction in daily press and regular printed publications on sale to the public within 60 days of the event related to those data/results and always provided that copyright symbol appears together as follows below.
© DORNA, 2024



Day 2 Practice

MotoGP

Lap	Lap Time	T1	T2	T3	T4	Speed	Lap	Lap Time	T1	T2	T3	T4	Speed
50	1'54.881	28.270	30.748	27.445	28.418	338.5	20	2'19.484 P	35.737	35.484	34.547	33.716	340.6
51	1'54.609	28.155	30.670	27.374	28.410	339.6	21	24'51.570	31.550	35.936	34.101	28.563	
52	1'54.326	28.211	30.558	27.310	28.247	338.5	22	1'57.532	28.394	32.596	28.167	28.375	340.6
53	1'59.616 P	28.239	30.672	27.421	33.284	337.5	23	1'54.458	28.297	30.509	27.521	28.131	338.5
54	16'57.272	30.958	32.848	28.885	28.837		24	1'53.800	28.112	30.372	27.246	28.070	338.5
55	1'55.058	28.331	30.886	27.534	28.307	337.5	25	1'54.140	28.067	30.556	27.291	28.226	340.6
56	1'54.676	28.259	30.616	27.388	28.413	338.5	26	1'54.472	28.240	30.628	27.385	28.219	339.6
57	2'04.254 P	28.223	30.764	27.402	37.865	338.5	27	1'59.161	31.110	31.939	27.798	28.314	336.4
58	55'47.966	30.108	36.270	29.441	29.289		28	1'54.157	28.255	30.512	27.312	28.078	336.4
59	1'54.123	28.095	30.449	27.307	28.272	340.6	29	2'19.226 P	33.426	40.431	30.590	34.779	338.5
60	1'54.186	28.075	30.553	27.328	28.230	337.5	30	46'34.797	34.149	37.665	30.757	32.662	
61	1'56.125	28.148	31.939	27.734	28.304	337.5	31	1'57.218	28.899	31.799	27.933	28.587	340.6
62	1'54.329	28.059	30.723	27.356	28.191	338.5	32	1'54.585	28.317	30.573	27.456	28.239	339.6
63	1'54.191	28.187	30.568	27.262	28.174	338.5	33	1'54.483	28.108	30.634	27.516	28.225	340.6
64	1'53.977	28.084	30.484	27.272	28.137	337.5	34	1'54.273	28.128	30.542	27.382	28.221	339.6
65	1'54.018	28.224	30.487	27.202	28.105	337.5	35	1'54.618	28.244	30.652	27.446	28.276	339.6
66	1'53.912	28.005	30.458	27.351	28.098	339.6	36	1'54.252	28.096	30.501	27.426	28.229	338.5
67	1'54.099	28.015	30.597	27.298	28.189	338.5	37	1'58.596	29.894	31.666	28.549	28.487	339.6
68	1'54.029	28.031	30.515	27.289	28.194	340.6	38	2'02.360 P	31.382	31.886	28.657	30.435	339.6
69	1'53.992	28.011	30.499	27.254	28.228	339.6	39	32'39.595	35.169	31.344	27.457	27.941	
70	1'54.052	28.022	30.563	27.298	28.169	339.6	40	1'59.448	27.953	35.275	27.909	28.311	341.7
71	1'54.005	27.999	30.611	27.275	28.120	338.5	41	1'59.514	29.380	33.365	28.111	28.658	339.6
72	2'09.137 P	28.082	36.109	31.425	33.521	338.5	42	1'53.619	27.957	30.311	27.252	28.099	338.5
73	20'01.623	34.981	33.595	31.070	28.230		43	2'06.851 P	31.783	34.839	29.187	31.042	339.6
74	1'53.542	27.916	30.402	27.307	27.917	345.0	44	11'21.296	30.537	35.486	33.494	28.548	
75	2'06.847 P	27.863	37.107	29.416	32.461	341.7	45	2'03.246	35.806	32.312	27.241	27.887	341.7
76	5'37.318	30.488	31.464	29.715	27.816		46	1'53.012	27.864	30.151	27.021	27.976	340.6
77	1'52.770	27.836	30.304	26.935	27.695	345.0	47	2'00.562 P	28.898	33.519	28.217	29.928	342.8
78	1'53.038	27.836	30.406	27.040	27.756	343.9	48	27'07.934	31.947	34.237	30.589	30.305	
79	2'02.313 P	28.073	33.445	29.538	31.257	345.0	49	2'00.421	31.668	32.164	28.204	28.385	338.5
80	11'11.472	35.351	35.326	34.171	29.173		50	2'05.346	28.250	33.412	34.727	28.957	339.6
81	1'59.495	28.106	34.426	28.555	28.408	342.8	51	2'08.753 P	32.734	35.630	29.367	31.022	339.6
82	1'54.716	27.988	30.317	27.473	28.938	342.8	52	39'10.224	30.182	33.952	29.022	28.785	
83	1'57.435 P	28.003	30.531	27.293	31.608	341.7	53	1'57.766	28.490	32.355	28.255	28.666	340.6
							54	2'00.001 P	28.464	31.065	29.094	31.378	340.6

22nd 35 Cal CRUTCHLOW Yamaha Factory Raci GBR
 Runs=10 Total laps=59 Full laps=39 Valid laps=39

1	1:10'27.647	32.462	33.632	29.598	31.060	
2	2'01.248	29.590	32.248	28.389	31.021	336.4
3	1'57.047	29.148	31.139	28.079	28.681	335.4
4	1'55.765	28.555	30.870	27.682	28.658	338.5
5	2'10.551	33.649	40.066	28.258	28.578	338.5
6	2'01.123 P	28.801	30.986	29.804	31.532	339.6
7	22'03.419	31.631	33.496	29.300	29.030	
8	2'05.099	28.719	37.855	28.970	29.555	338.5
9	1'55.091	28.495	30.902	27.464	28.230	338.5
10	1'55.295	28.382	30.695	27.684	28.534	338.5
11	2'10.375 P	34.019	34.033	29.144	33.179	339.6
12	36'11.929	32.612	34.684	29.158	28.773	
13	1'56.588	28.656	31.247	28.011	28.674	340.6
14	1'54.993	28.400	30.720	27.404	28.469	339.6
15	1'54.930	28.416	30.736	27.466	28.312	339.6
16	1'55.019	28.341	30.854	27.569	28.255	340.6
17	1'54.883	28.305	30.740	27.557	28.281	338.5
18	2'02.053	31.688	32.663	27.937	29.765	338.5
19	1'54.688	28.319	30.670	27.489	28.210	338.5

23rd 51 Michele PIRRO Prima Pramac Racing ITA
 Runs=9 Total laps=67 Full laps=50 Valid laps=50

1	1:14'36.795	37.931	34.417	29.507	29.460	
2	1'57.561	29.231	31.638	28.196	28.496	332.3
3	1'55.945	28.509	31.171	27.897	28.368	333.3
4	1'56.165	28.606	31.239	27.907	28.413	332.3
5	1'55.967	28.458	31.293	27.702	28.514	333.3
6	1'56.621	28.770	31.329	27.961	28.561	332.3
7	1'56.148	28.600	31.094	27.835	28.619	333.3
8	2'05.235	33.749	33.159	28.948	29.379	334.3
9	2'10.086 P	29.873	33.307	30.336	36.570	330.2
10	21'54.282	33.349	33.319	29.001	29.161	
11	1'58.102	28.913	31.725	28.121	29.343	332.3
12	1'57.083	29.077	31.448	27.928	28.630	331.2
13	1'55.939	28.548	31.108	27.717	28.566	332.3

Fastest Lap: Francesco BAGNAIA Ducati Lenovo Team ITA **1'50.952** 27.419 29.584 26.611 27.338

These data/results cannot be reproduced, stored and/or transmitted in whole or in part by any manner of electronic, mechanical, photocopying, recording, broadcasting or otherwise now known or herein after developed without the previous express consent by the copyright owner, except for reproduction in daily press and regular printed publications on sale to the public within 60 days of the event related to those data/results and always provided that copyright symbol appears together as follows below.
 © DORNA, 2024

Official MotoGP Timing by TISSOT
 www.motogp.com



Doha, Tuesday, February 20, 2024

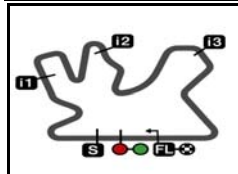
Day 2 Practice

MotoGP

Lap	Lap Time	T1	T2	T3	T4	Speed	Lap	Lap Time	T1	T2	T3	T4	Speed		
14	1'56.832	28.875	31.302	28.023	28.632	334.3	24th	32	Lorenzo SAVADORI Aprilia Racing				ITA		
15	2'10.738 P	29.436	31.632	29.098	40.572	332.3			Runs=3	Total laps=12	Full laps=6	Valid laps=10			
16	26'49.470	32.508	33.021	28.609	28.979				1	3:23'07.447	33.757	36.427	31.578	32.411	
17	1'55.141	28.403	30.923	27.494	28.321	333.3			2	2'08.648	31.625	35.000	29.982	32.041	332.3
18	1'55.087	28.271	31.293	27.371	28.152	334.3			3	2'10.844	33.695	34.019	29.733	33.397	334.3
19	1'54.944	28.311	30.897	27.476	28.260	334.3			4	2'06.311	29.930	32.783	29.065	34.533	337.5
20	1'55.157	28.364	31.004	27.526	28.263	334.3			unfinished						43.2
21	1'55.140	28.473	30.997	27.493	28.177	334.3			5	2'12.649 *	34.13*	36.790	30.893	30.829	
22	1'55.447	28.171	30.899	27.603	28.774	335.4			6	2'10.066	29.958	34.059	35.582	30.467	338.5
23	1'56.313	28.446	31.379	27.964	28.524	333.3			7	2'01.400	29.686	32.826	28.873	30.015	338.5
24	2'13.509 P	32.631	34.751	30.828	35.299	333.3			8	2'05.946	30.050	32.647	32.794	30.455	338.5
25	31'21.642	32.504	35.340	38.769	29.887				unfinished						119.4
26	1'56.752	28.894	31.442	27.787	28.629	333.3	9	2'11.600 *	32.34*	34.237	34.263	30.760			
27	1'55.698	28.410	31.606	27.558	28.124	331.2	10	2'05.243	29.629	33.075	32.640	29.899	338.5		
28	1'54.612	28.285	30.843	27.388	28.096	337.5	11	2'09.790	29.217	36.314	34.138	30.121	338.5		
29	1'56.460	29.011	31.096	27.836	28.517	338.5	12	10'03.958 P	30.456	32.338	42.596	8'18.568	338.5		
30	1'54.641	28.233	30.944	27.396	28.068	334.3									
31	1'54.938	28.186	30.946	27.497	28.309	334.3									
32	1'55.152	28.338	30.960	27.618	28.236	333.3									
33	2'12.633 P	31.102	35.355	30.118	36.058	334.3									
34	21'26.579	30.032	32.907	29.277	31.676										
35	1'54.903	28.199	31.062	27.434	28.208	334.3									
36	1'54.002	28.146	30.757	27.148	27.951	334.3									
37	1'53.867	27.982	30.614	27.274	27.997	335.4									
38	1'55.251	28.169	31.067	27.707	28.308	336.4									
39	1'56.295	28.414	31.505	27.982	28.394	335.4									
40	1'56.564	28.372	31.193	28.463	28.536	336.4									
41	1'56.734	28.573	31.471	28.128	28.562	334.3									
42	2'12.321 P	31.241	35.308	30.218	35.554	332.3									
43	19'05.629	28.458	31.532	27.624	28.134										
44	1'54.573	28.209	30.884	27.447	28.033	336.4									
45	1'53.809	27.962	30.547	27.238	28.062	338.5									
46	1'54.228	28.003	30.765	27.413	28.047	337.5									
47	1'55.535	28.220	31.071	27.843	28.401	336.4									
48	1'55.904	28.502	31.199	27.856	28.347	334.3									
49	1'56.316	28.429	31.419	27.865	28.603	335.4									
50	2'04.895	30.080	32.788	32.480	29.547	333.3									
51	2'13.088 P	32.194	34.278	30.415	36.201	331.2									
52	52'35.876	32.120	34.353	28.726	30.451										
53	1'54.629	28.356	30.725	27.464	28.084	340.6									
54	1'53.655	28.201	30.508	27.082	27.864	337.5									
55	1'53.932	27.942	30.659	27.250	28.081	337.5									
56	1'54.763	28.059	30.662	27.682	28.360	336.4									
57	1'57.012	28.071	30.695	29.559	28.687	336.4									
58	1'54.665	28.067	30.702	27.389	28.507	335.4									
59	1'54.778	28.281	30.731	27.508	28.258	334.3									
60	2'15.636 P	32.802	36.279	30.228	36.327	334.3									
61	40'04.679	35.496	35.189	30.306	29.252										
62	2'00.064	29.679	32.437	28.948	29.000	336.4									
63	1'56.984	28.840	31.497	28.197	28.450	335.4									
64	1'55.471	28.528	31.171	27.655	28.117	336.4									
65	1'54.743	28.214	30.903	27.584	28.042	336.4									
66	2'12.526 P	30.585	34.258	30.029	37.654	336.4									
67	2'58.274 P	45.863	35.254	30.428	36.277										

Fastest Lap: Francesco BAGNAIA Ducati Lenovo Team ITA **1'50.952** 27.419 29.584 26.611 27.338

These data/results cannot be reproduced, stored and/or transmitted in whole or in part by any manner of electronic, mechanical, photocopying, recording, broadcasting or otherwise now known or herein after developed without the previous express consent by the copyright owner, except for reproduction in daily press and regular printed publications on sale to the public within 60 days of the event related to those data/results and always provided that copyright symbol appears together as follows below.
© DORNA, 2024




5380 m.

Qatar MotoGP™ Official Test

Day 2 Practice

Combined Practice Times

	Rider	Nation	Team	MOTORCYCLE	FP1	FP2	Gap
1	1 F.BAGNAIA	ITA	Ducati Lenovo Team	DUCATI	1'52.040 36	1'50.952 29	
2	23 E.BASTIANINI	ITA	Ducati Lenovo Team	DUCATI	1'52.589 33	1'51.072 29	0.120 0.120
3	41 A.ESPARGARO	SPA	Aprilia Racing	APRILIA	1'52.332 50	1'51.260 36	0.308 0.188
4	93 M.MARQUEZ	SPA	Gresini Racing MotoGP	DUCATI	1'52.959 46	1'51.335 39	0.383 0.075
5	25 R.FERNANDEZ	SPA	Trackhouse Racing	APRILIA	1'52.814 25	1'51.341 50	0.389 0.006
6	12 M.VIÑALES	SPA	Aprilia Racing	APRILIA	1'52.495 50	1'51.387 33	0.435 0.046
7	89 J.MARTIN	SPA	Prima Pramac Racing	DUCATI	1'52.260 45	1'51.466 42	0.514 0.079
8	49 F.DI GIANNANTO	ITA	Pertamina Enduro VR46 Racing Team	DUCATI	1'52.467 33	1'51.489 34	0.537 0.023
9	33 B.BINDER	RSA	Red Bull KTM Factory Racing	KTM	1'52.336 50	1'51.583 53	0.631 0.094
10	72 M.BEZZECCHI	ITA	Pertamina Enduro VR46 Racing Team	DUCATI	1'52.799 55	1'51.678 48	0.726 0.095
11	43 J.MILLER	AUS	Red Bull KTM Factory Racing	KTM	1'52.896 56	1'51.720 41	0.768 0.042
12	88 M.OLIVEIRA	POR	Trackhouse Racing	APRILIA	1'53.943 47	1'51.836 52	0.884 0.116
13	73 A.MARQUEZ	SPA	Gresini Racing MotoGP	DUCATI	1'52.556 52	1'51.944 33	0.992 0.108
14	20 F.QUARTARARO	FRA	Monster Energy Yamaha MotoGP Team	YAMAHA	1'52.637 56	1'51.965 43	1.013 0.021
15	31 P.ACOSTA	SPA	Red Bull GASGAS Tech3	KTM	1'52.938 50	1'52.046 68	1.094 0.081
16	42 A.RINS	SPA	Monster Energy Yamaha MotoGP Team	YAMAHA	1'53.642 50	1'52.103 59	1.151 0.057
17	5 J.ZARCO	FRA	CASTROL Honda LCR	HONDA	1'52.632 50	1'52.162 50	1.210 0.059
18	30 T.NAKAGAMI	JPN	IDEMITSU Honda LCR	HONDA	1'53.208 39	1'52.384 52	1.432 0.222
19	36 J.MIR	SPA	Repsol Honda Team	HONDA	1'52.823 50	1'52.457 21	1.505 0.073
20	10 L.MARINI	ITA	Repsol Honda Team	HONDA	1'53.433 39	1'52.677 54	1.725 0.220
21	37 A.FERNANDEZ	SPA	Red Bull GASGAS Tech3	KTM	1'53.755 50	1'52.770 77	1.818 0.093
22	35 C.CRUTCHLOW	GBR	Yamaha Factory Racing	YAMAHA	1'54.511 53	1'53.012 46	2.060 0.242
23	51 M.PIRRO	ITA	Prima Pramac Racing	DUCATI	1'54.509 37	1'53.655 54	2.703 0.643
24	32 L.SAVADORI	ITA	Aprilia Racing	APRILIA		2'01.400 7	10.448 7.745

Pole Position Record:	2023	Luca MARINI	1'51.762	173.2 Km/h
Best Race Lap:	2023	Enea BASTIANINI	1'52.978	171.4 Km/h
All Time Lap Record:	2023	Luca MARINI	1'51.762	173.2 Km/h

The results are provisional until the end of the limit for protest and appeals.

Time limit for protest expires 60' after publication of the results - Time:

These data/results cannot be reproduced, stored and/or transmitted in whole or in part by any manner of electronic, mechanical, photocopying, recording, broadcasting or otherwise now known or herein after developed without the previous express consent by the copyright owner, except for reproduction in daily press and regular printed publications on sale to the public within 60 days of the event related to those data/results and always provided that copyright symbol appears together as follows below.

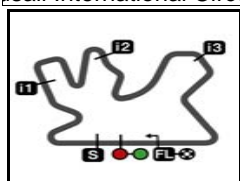
© DORNA, 2024

Official MotoGP Timing by TISSOT

www.motogp.com

Doha, Tuesday, February 20, 2024





5380 m.

Qatar MotoGP™ Official Test

Day 2 Practice

Best Partial Times

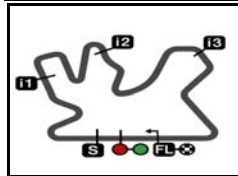
MotoGP™

IT Ideal Lap Time, sum of the best partial times

BT Best Lap Time

T1		T2		T3		T4				IT	BT	
Pos	Rider	Time	Rider	Time	Rider	Time	Rider	Time	Pos	Rider	IT	BT
	1J.MARTIN	27.405	F.BAGNAIA	29.584	M.VIÑALES	26.546	E.BASTIANINI	27.303	1	F.BAGNAIA	1'50.952	1'50.952 (1)
	2F.BAGNAIA	27.419	E.BASTIANINI	29.619	F.BAGNAIA	26.611	A.ESPARGARO	27.322	2	E.BASTIANINI	1'51.072	1'51.072 (2)
	3A.ESPARGARO	27.420	A.ESPARGARO	29.701	R.FERNANDEZ	26.627	F.BAGNAIA	27.338	3	A.ESPARGAR	1'51.182	1'51.260 (3)
	4B.BINDER	27.443	R.FERNANDEZ	29.703	E.BASTIANINI	26.655	F.DI GIANNANTO	27.373	4	M.VIÑALES	1'51.315	1'51.387 (6)
	5M.VIÑALES	27.461	B.BINDER	29.728	A.MARQUEZ	26.666	M.MARQUEZ	27.430	5	M.MARQUEZ	1'51.335	1'51.335 (4)
	6M.MARQUEZ	27.473	M.MARQUEZ	29.761	M.MARQUEZ	26.671	M.VIÑALES	27.457	6	R.FERNANDEZ	1'51.341	1'51.341 (5)
	7J.ZARCO	27.484	F.DI GIANNANTO	29.803	F.DI GIANNANTO	26.717	M.OLIVEIRA	27.460	7	F.DI GIANNAN	1'51.410	1'51.489 (8)
	8M.BEZZECCHI	27.486	J.MARTIN	29.810	P.ACOSTA	26.737	J.MILLER	27.465	8	J.MARTIN	1'51.466	1'51.466 (7)
	9E.BASTIANINI	27.495	M.VIÑALES	29.851	A.ESPARGARO	26.739	M.BEZZECCHI	27.479	9	B.BINDER	1'51.561	1'51.583 (9)
	10R.FERNANDEZ	27.503	J.MILLER	29.853	M.BEZZECCHI	26.748	J.MARTIN	27.484	10	M.BEZZECCHI	1'51.655	1'51.678 (10)
	11J.MILLER	27.509	J.ZARCO	29.862	J.MARTIN	26.767	P.ACOSTA	27.487	11	J.MILLER	1'51.720	1'51.720 (11)
	12F.DI GIANNANTO	27.517	M.OLIVEIRA	29.897	B.BINDER	26.853	T.NAKAGAMI	27.502	12	P.ACOSTA	1'51.774	1'52.046 (15)
	13P.ACOSTA	27.535	F.QUARTARARO	29.937	M.OLIVEIRA	26.857	R.FERNANDEZ	27.508	13	M.OLIVEIRA	1'51.802	1'51.836 (12)
	14F.QUARTARARO	27.574	M.BEZZECCHI	29.942	A.RINS	26.865	B.BINDER	27.537	14	A.MARQUEZ	1'51.919	1'51.944 (13)
	15M.OLIVEIRA	27.588	A.MARQUEZ	29.945	J.MILLER	26.893	A.RINS	27.539	15	F.QUARTARAR	1'51.948	1'51.965 (14)
	16J.MIR	27.651	P.ACOSTA	30.015	F.QUARTARARO	26.894	F.QUARTARARO	27.543	16	J.ZARCO	1'51.992	1'52.162 (17)
	17T.NAKAGAMI	27.669	A.RINS	30.019	J.MIR	26.931	L.MARINI	27.574	17	A.RINS	1'52.097	1'52.103 (16)
	18A.MARQUEZ	27.670	T.NAKAGAMI	30.122	A.FERNANDEZ	26.935	J.MIR	27.576	18	J.MIR	1'52.307	1'52.457 (19)
	19A.RINS	27.674	J.MIR	30.149	C.CRUTCHLOW	27.021	J.ZARCO	27.613	19	T.NAKAGAMI	1'52.355	1'52.384 (18)
	20L.MARINI	27.799	C.CRUTCHLOW	30.151	J.ZARCO	27.033	A.MARQUEZ	27.638	20	L.MARINI	1'52.628	1'52.677 (20)
	21A.FERNANDEZ	27.836	L.MARINI	30.221	L.MARINI	27.034	A.FERNANDEZ	27.695	21	A.FERNANDEZ	1'52.770	1'52.770 (21)
	22C.CRUTCHLOW	27.864	A.FERNANDEZ	30.304	T.NAKAGAMI	27.062	M.PIRRO	27.864	22	C.CRUTCHLO	1'52.923	1'53.012 (22)
	23M.PIRRO	27.942	M.PIRRO	30.508	M.PIRRO	27.082	C.CRUTCHLOW	27.887	23	M.PIRRO	1'53.396	1'53.655 (23)
	24L.SAVADORI	29.217	L.SAVADORI	32.338	L.SAVADORI	28.873	L.SAVADORI	29.899	24	L.SAVADORI	2'00.327	2'01.400 (24)

These data/results cannot be reproduced, stored and/or transmitted in whole or in part by any manner of electronic, mechanical, photocopying, recording, broadcasting or otherwise now known or herein after developed without the previous express consent by the copyright owner, except for reproduction in daily press and regular printed publications on sale to the public within 60 days of the event related to those data/results and always provided that copyright symbol appears together as follows below.
© DORNA, 2024



5380 m.

Qatar MotoGP™ Official Test

Day 2 Practice

Fastest Laps Sequence

<i>Practice Time</i>	 <i>Rider</i>	<i>Nation</i>	<i>Motorcycle</i>	<i>Time</i>	<i>Km/h</i>	<i>Rider's Lap</i>
43'00.735	37 Augusto FERNANDEZ	SPA	KTM	1'57.241	165.1	2
44'56.392	37 Augusto FERNANDEZ	SPA	KTM	1'55.657	167.4	3
52'02.699	30 Takaaki NAKAGAMI	JPN	HONDA	1'54.978	168.4	4
1:07'36.790	37 Augusto FERNANDEZ	SPA	KTM	1'54.951	168.4	8
1:09'31.333	37 Augusto FERNANDEZ	SPA	KTM	1'54.543	169.0	9
1:52'48.407	20 Fabio QUARTARARO	FRA	YAMAHA	1'54.122	169.7	3
2:14'45.816	25 Raul FERNANDEZ	SPA	APRILIA	1'53.869	170.0	5
2:18'08.079	42 Alex RINS	SPA	YAMAHA	1'53.634	170.4	17
2:20'01.639	42 Alex RINS	SPA	YAMAHA	1'53.560	170.5	18
2:21'49.619	23 Enea BASTIANINI	ITA	DUCATI	1'53.365	170.8	4
2:21'51.435	72 Marco BEZZECCHI	ITA	DUCATI	1'53.232	171.0	4
2:33'53.072	25 Raul FERNANDEZ	SPA	APRILIA	1'53.177	171.1	9
2:42'15.869	93 Marc MARQUEZ	SPA	DUCATI	1'53.017	171.3	11
2:44'07.339	1 Francesco BAGNAIA	ITA	DUCATI	1'52.575	172.0	8
3:22'08.773	25 Raul FERNANDEZ	SPA	APRILIA	1'52.483	172.1	20
3:51'26.594	89 Jorge MARTIN	SPA	DUCATI	1'52.168	172.6	23
4:00'14.031	23 Enea BASTIANINI	ITA	DUCATI	1'52.136	172.7	19
4:24'15.540	49 Fabio DI GIANNANTONI	ITA	DUCATI	1'52.008	172.9	24
4:38'44.236	72 Marco BEZZECCHI	ITA	DUCATI	1'51.758	173.3	29
4:56'26.174	49 Fabio DI GIANNANTONI	ITA	DUCATI	1'51.569	173.5	31
5:00'00.546	1 Francesco BAGNAIA	ITA	DUCATI	1'50.952	174.5	29

These data/results cannot be reproduced, stored and/or transmitted in whole or in part by any manner of electronic, mechanical, photocopying, recording, broadcasting or otherwise now known or herein after developed without the previous express consent by the copyright owner, except for reproduction in daily press and regular printed publications on sale to the public within 60 days of the event related to those data/results and always provided that copyright symbol appears together as follows below.

© DORNA, 2024